




| Items Included In This Kit  | Items That You Provide<br>(Photos of what's included)   |
|---|---|
| <p><b>LESSON 1</b><br/>           Balloons<br/>           Thumbtacks<br/>           Thread<br/> <u>Scissors*</u><br/> <u>Markers*</u><br/> <u>Measuring Tape*</u><br/> <u>Construction Paper*</u></p> <p><u>*Included in Miscellaneous Items Bag</u></p>  |   |
| <p><b>LESSON 2</b><br/>           Magnifying glass<br/>           2 Chocolate Bars<br/>           Inflatable Globe (<i>Save for Lessons 5 &amp; 8</i>)<br/>           Styrofoam Ball (<i>Save for Lessons 6 &amp; 11</i>)<br/>           Aluminum Foil<br/>           Straight Pin<br/>           Thin White Box (<i>Save for Lesson 13</i>)<br/> <u>Tape *</u><br/> <u>White Paper*</u><br/> <u>Flashlight with Batteries*</u></p> |    |
| <p><b>LESSON 3</b><br/>           Pencil<br/>           Table Salt<br/>           Flour<br/>           Cooking Oil<br/>           Marbles (<i>Save for Lesson 8</i>)</p>  | <p><b>LESSON 3</b><br/>           Large Bowl<br/> <math>\frac{1}{4}</math> cup Water</p>  |

**LESSON 4**  
 Box with Lid  
 White Flour  
 Dishcloth  
 2 Rubber Bands  
 Plaster of Paris  
 2 Bamboo Skewers  
Markers \*  
Measuring Tape \*

**LESSON 4**  
 $\frac{1}{4}$  stick Butter or Margarine  
 Large Plate  
 Small Bowl  
 Saucepan  
 Stove  
 Newspaper  
 Water



**LESSON 5**  
 Practice Golf Ball (Used in place of tennis ball)  
 Golf Ball (Used in place of baseball)  
 Cork  
 Needle  
 Magnet  
 Inflatable Globe (Use from Lesson 2)  
 Lid (Use from Jar in Lesson 11)  
Marker \*

**LESSON 5**  
 Lamp



**LESSON 6**  
 Compact Disc  
 2 Magnifying Lenses  
 Cardboard Tube  
 Masking Tape  
 Lightly-colored Ball (Use Styrofoam Ball from Lesson 2)  
Scissors \*  
Measuring Tape \*

**LESSON 6**  
 Lamp  
 Paper with writing or images on it



**LESSON 7**  
 4 Sticks  
 Plastic Cling Wrap  
 Plastic Bottle  
 Aluminum Foil  
 White Vinegar  
 Baking Soda  
 Food Coloring  
 Dish Soap

**LESSON 7**  
 Long, thin strips of Cardboard

White Flour  
Table Salt  
Cooking Oil  
Construction Paper \*

Rocks (optional)  
Water



**LESSON 8**  
Sprinkles  
Sugar  
Red Cinnamon Candies  
Pinto Beans  
Large Marble (Use from Lesson 3)  
Ball (Use Inflatable Globe from Lesson 2)



**LESSON 9**  
2 Plastic Bottles  
1-inch Washer  
Electrical Tape

**LESSON 9**  
Water



**LESSON 10**  
Effervescent Seltzer Tablet  
Safety Goggles  
Film Canister

**LESSON 10**  
Water



**LESSON 11**  
Ball (Use Styrofoam Ball from Lesson 2)  
Glass Jar  
Matches  
Plastic Bag

**LESSON 11**  
Ice  
Hot Water



**LESSON 12**  
Powdered Sugar  
Vanilla  
Rock Salt  
Pint-size Plastic Bag  
Gallon-size Plastic Bag

**LESSON 12**  
 $\frac{1}{2}$  cup Whipping Cream  
Several Ice Cubes



**LESSON 13**

Cardboard  
Plastic Cling Wrap (Use from Lesson 7)  
Box (Use Thin White Box from Lesson 2)  
Bamboo Skewer  
Umbrella  
Chalk  
Red Tissue Paper (to put over your flashlight when you go stargazing)  
Rubber Band (to secure the tissue paper over your flashlight)  
Tape \*  
Scissors \*  
Markers \*  
Flashlight \*

**LESSON 13**

A Dark Room



**LESSON 14**

Craft Wire  
Craft Sticks  
Straws

**LESSON 14**

Any other creative material you would like to use



**\* MISCELLANEOUS SUPPLY KIT**

Scissors  
Set of 3 Markers  
Measuring Tape  
Flashlight with Batteries  
Clear Tape  
White Paper  
Construction Paper

**\* MISCELLANEOUS SUPPLY KIT**

