

# ZOOLOGY 2

## FASCINATING FACTS AND PERSONAL REFLECTIONS



---

---

---

---

---

---

---

---

---

---

---

---

---

---

---

---

---

---

---

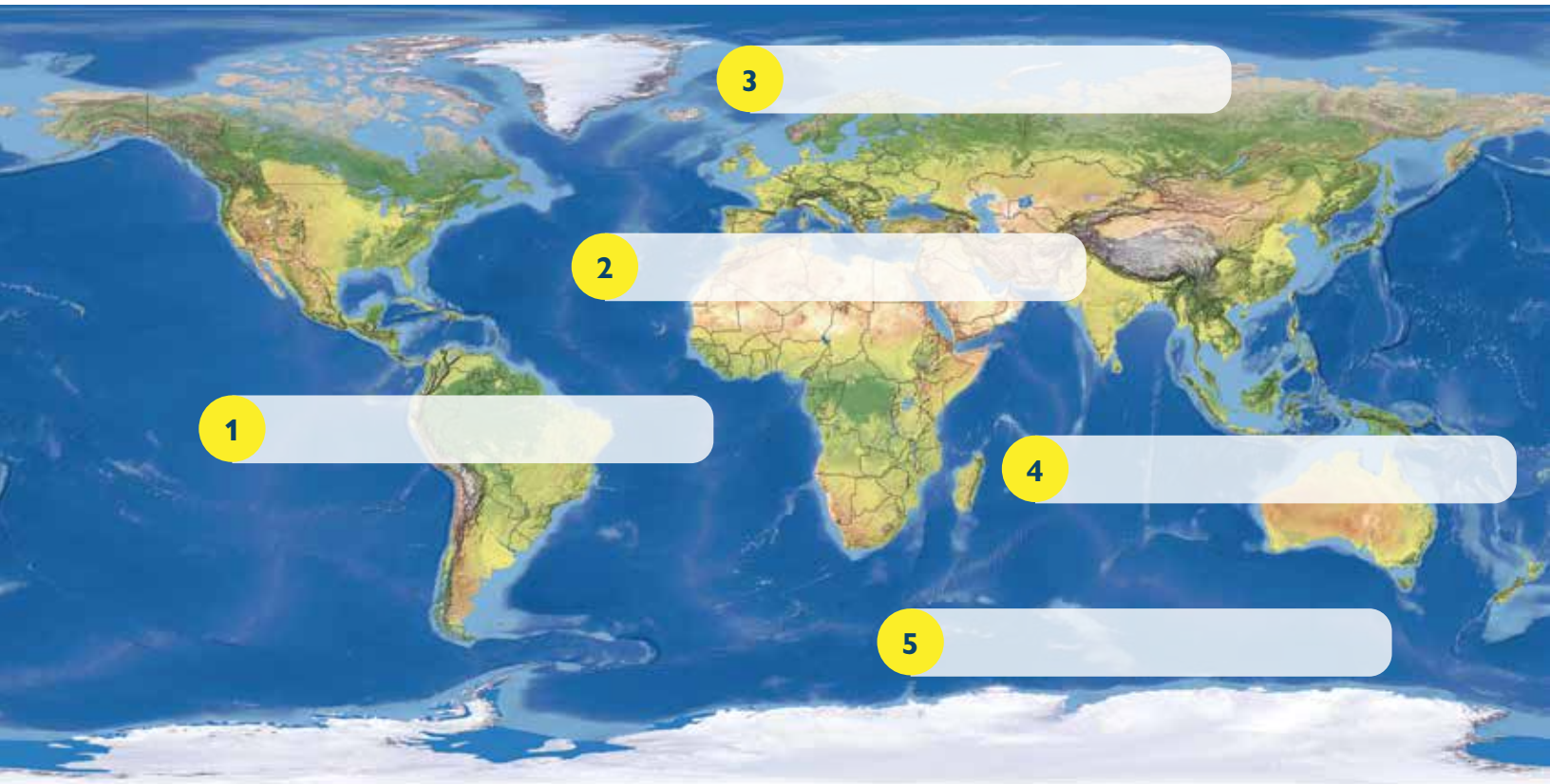
---



# Activity 1.1

## DRAW A MAP

Label the names of the oceans.



# Activity 1.2

## WATER PRESSURE EXPERIMENT

*what I did*

---

---

---

---

---

---

---

*what I learned*

---

---

---

---

---

---

---





# Activity 1.3

## FINDING THE SEAS

Look at the map of oceans and seas on this page and circle these marginal seas:  
Mediterranean Sea, Caribbean Sea, Sea of Japan, Yellow Sea.

Find and circle these inland seas: Caspian Sea, Black Sea



# Activity 1.4

## FINDING THE RIVERS

Circle the rivers on the map and answer the questions.

### MISSISSIPPI RIVER

In which state does it begin?      In which state is its mouth?      Into which body of water does it empty?

---

### SNAKE RIVER

In which state does it begin?      In which state is its mouth?      Into which body of water does it empty?

---

### RIO GRANDE

In which state does it begin?      In which state is its mouth?      Into which body of water does it empty?

---

### CHATTAHOOCHEE RIVER

In which state does it begin?      In which state is its mouth?      Into which body of water does it empty?

---



# Activity 1.5

## GYRE SIMULATION



### *what I did*

---

---

---

### *what I learned*

---

---

---

---

# Activity 1.6

## NATURE JOURNALING

This Notebooking Journal has a special section in the back for you to record your time enjoying learning about swimming creatures. Please use those pages throughout this year to record your experiences and thoughts.









# WHAT DO YOU REMEMBER?

Name the 5 oceans in the world.

---

---

---

What are seas?

---

---

---

What are estuaries?

---

---

---

Beginning from the shore out to the deep, what are the zones of the ocean floor?

---

---

---





What are the circular currents called?

---

What are the currents caused by temperature and salt levels called?

---

---

What causes the tides?

---

---

---

---

---

---



# *oceans* MINIBOOK



## INSTRUCTIONS:

1. Cut along the dashed lines.
2. Fold along the yellow fold lines.
3. Stack the pages by placing the Oceans cover face down with the Tides tab in the upper right position.
4. Place the Zones page on top, right side up.
5. Staple the pages together on the fold.
6. Attach the back cover to the minibook page.

**TIDES**

Label the moon, high tide, and low tide.  
Write a few words about tides.



---

---

---

---

---

---

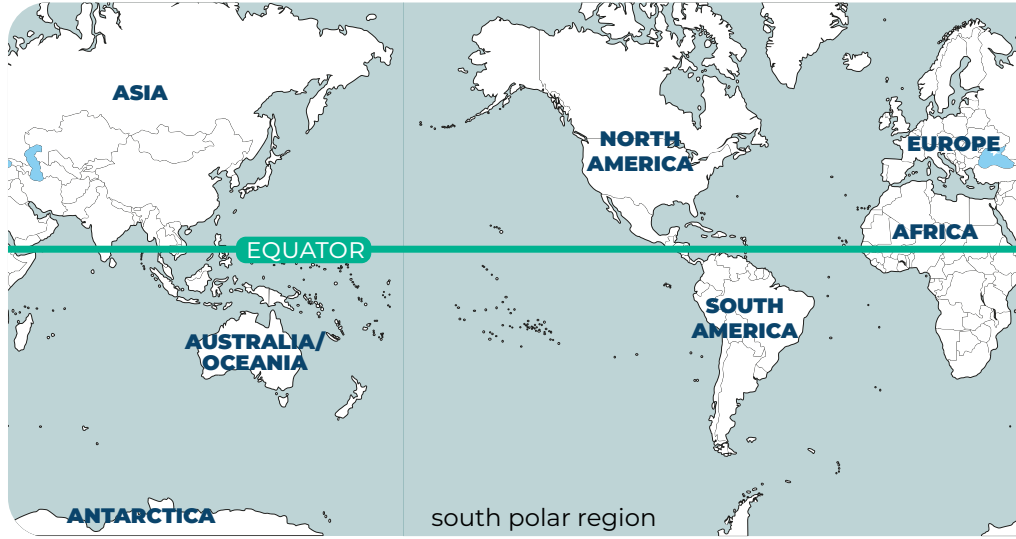
---

---



# SURFACE CURRENTS

Draw the currents as shown on page 26 of your textbook. Write a few words about currents.



---

---

---

---

---

---

---

---

# OCEAN ZONES



# *oceans* **MINIBOOK**

Attach your oceans minibook below.

Attach your minibook here.





# Vocabulary

## WORD BANK AND PUZZLE CLUES

ABYSSAL PLAIN

ANADROMOUS

AQUATIC ANIMALS

BIOLUMINESCENCE

BRACKISH

CONTINENTAL SHELF

CONTINENTAL SLOPE

ESTUARY

FRESH

GYRE

HIGH TIDE

LOW TIDE

MARGINAL SEAS

MIDNIGHT

NEAP

POOLS

SUNLIT

SPRING

SURFACE

THERMOHALINE

TWILIGHT ZONE

WATER

### ACROSS

1. \_\_\_\_\_ water habitats—bodies of water that are found inland with little to no salt content
3. Fish that migrate upriver from the sea to lay their eggs
5. The ability of an animal to make its own light
10. When the water retreats far from the shore
13. Tide \_\_\_\_\_ — pools of water that form during low tide where many animals are found
15. Swimming animals
16. Current that flows in a circle
18. The fairly dark second zone of the ocean under the sunlit zone
19. The ocean floor
20. \_\_\_\_\_ pressure—the force that water exerts on objects
21. \_\_\_\_\_ currents—deep ocean currents
22. \_\_\_\_\_ water—water that is partly fresh and partly salty

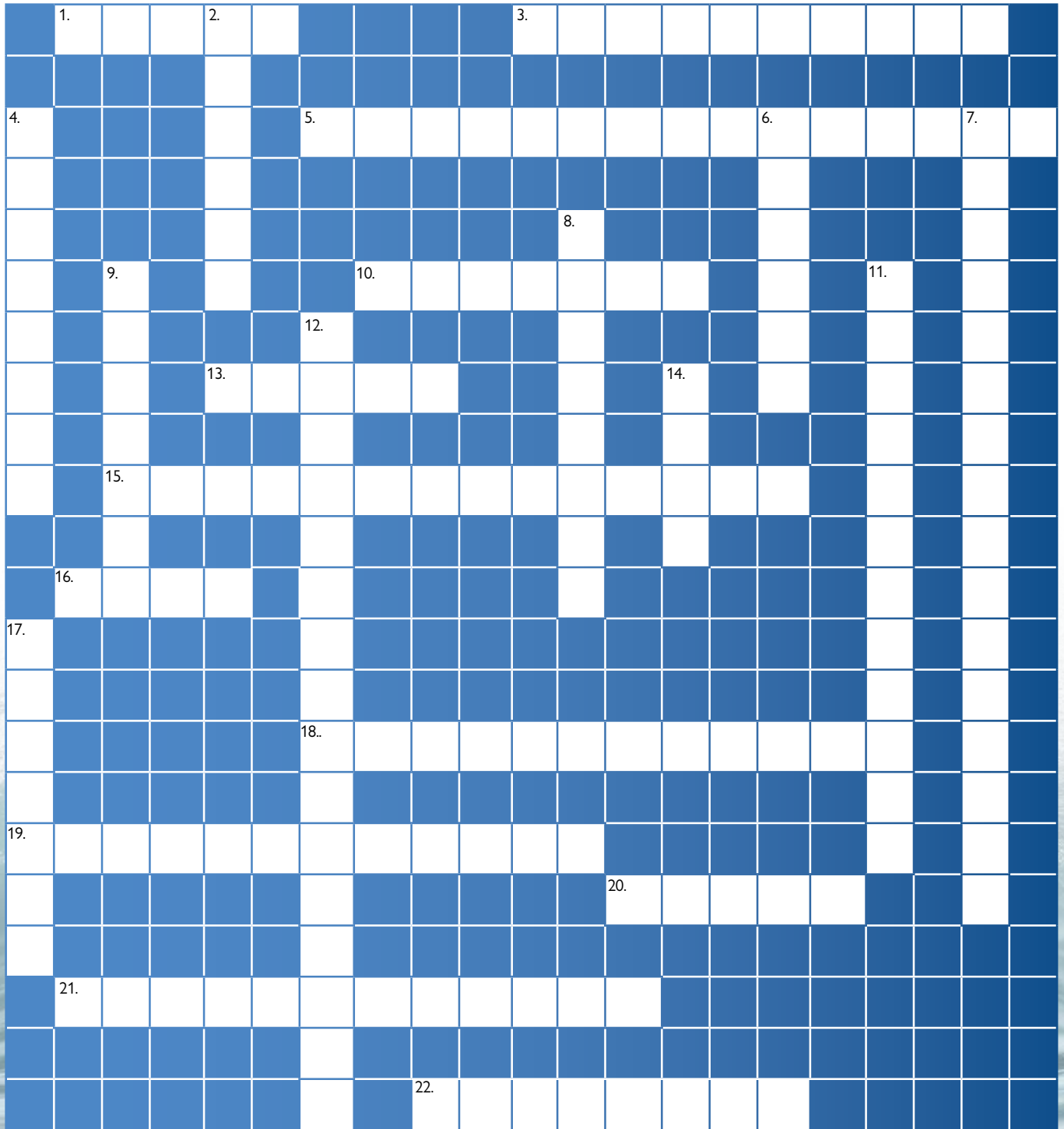
### DOWN

2. \_\_\_\_\_ tides—tides that are higher and lower than average because the sun and moon are pulling in the same direction
4. \_\_\_\_\_ zone—the very dark part of the ocean where no light penetrates
6. \_\_\_\_\_ zone—first ocean zone closest to the surface
7. The part of our continent that is underwater where most animals live
8. When the water rises and flows onto the shore
9. The place where rivers and streams join with the ocean containing brackish water
11. Seas that are mostly surrounded by water but have an opening that leads to an ocean
12. The drop-off where the continent ends and the deep ocean begins
14. \_\_\_\_\_ tides—tides that aren't very high or low because the sun and moon are pulling with equal exertion
17. \_\_\_\_\_ winds—air that blows over the ocean forming gyres



# Vocabulary

## CROSSWORD



There are no spaces between words.



# CREATIVITY PAGE

Make a scrapbook page of your journey learning about aquatic animals.

