

It Is Fun to Read

Revised
Edition

Copyright © 1998 Christian Liberty Press



Book One

Florence M. Lindstrom

Teachers:

It Is Fun To Read is the first primer of the Christian Liberty Phonics Readers. It gives the student an opportunity to apply word-attack skills learned in **Adventures in Phonics Level A**. It is advisable to use **It Is Fun To Read** after the child has learned the application of the short vowel rule to words having the short vowel sounds of **a**, **i**, and **u**. Daily review of the consonant and short vowel sounds flashcards will continue to strengthen the student, showing him the usefulness and importance of each sound in reading.

This new adventure may seem very unusual to the new reader. That will change as the days of study continue. Show excitement and have patience. Do not work too long at one time. Spending fifteen or twenty minutes at a time a couple of times a day will be more profitable than one long session. After studying the lesson for the day, the student should be encouraged to read to others in the family.

Each lesson has two pages. The first is to teach new words as well as drill with rhyming words. Do not go on to a new lesson until the student knows the previous lesson well. The progress may begin slowly, but it is most important that the student understands and does not feel pressured. If you feel another day should be spent on the same lesson, then that is what the child needs. Slow and steady efforts build a sound foundation. However, some students are so ready that they may be capable of a couple of lessons on some days. Use your judgment.

This book includes three words that are exceptions to the phonetic rules: **a**, **the**, and **to**. Other words are included that are used prior to the teaching of their appropriate rule.


This book is written with thanksgiving to the Lord for my precious children's children who are such a joy and blessing from Him.

May each student who completes these lessons be better prepared to glorify God.

Florence M. Lindstrom

It Is Fun to Read

Copyright © 1998 Christian Liberty Press



Book One
Revised Edition

Christian Liberty Press
Arlington Heights, Illinois 60004

Copyright © 1998 by Christian Liberty Press

2012 Printing

All Rights Reserved. No part of this book may be reproduced or transmitted in any form or by any means, electronic or mechanical, without written permission from the publisher. Brief quotations embodied in critical articles or reviews are permitted.

A publication of

Christian Liberty Press

502 West Euclid Avenue

Arlington Heights, Illinois 60004

www.christianlibertypress.com



IT IS FUN TO READ

1. Phonics—Juvenile literature

2. Reading—Juvenile literature

Written by

Florence M. Lindstrom

Copyediting by

Belit M. Shewan

Edward J. Shewan

Cover Design by

Eric D. Bristley

Illustrations by

Vic Lockman

Colorization of Illustrations by

Christopher D. Kou

Graphics and layout by

Eric D. Bristley

Christopher D. Kou

Edward J. Shewan



ISBN 978-1-930092-27-3 (print)

978-1-935796-42-8 (eBook PDF)

Printed in the United States of America



Contents

Dan and Jan	1
Jan and Dan	3
A Cat in the Hat	5
Wag and Sam	7
Sam and the Ant	9
Sam and Jan Help	11
Jill and the Gift	13
Jill Helps	15
Pam and Bill	17
Work for Tim	19
Mother Will Help	21
The Bus	23
Pam Helps Bill	25
Tim and Jill	27

Lesson 1

A a



ant

Practice sounding these words, listening for the short vowel sound. Say them until you know them.



Jăn

Jan

can

Jan

Dan

ănđ

and

see

see



Dăn

Dan

Dan

Jan

ran

ăs

fast



Dăđ

Dad

Jan


ran

Dad

and

fast

Dad can see Dan and Jan.



Dan and Jan

Dan ran.

Jan ran.

Dan ran fast.

Jan ran as fast as Dan.

Dad can see Dan and Jan.

Lesson 2

A a



ant

Practice sounding these words, listening for the short vowel sound. Say them until you know them.



hănd
hand

and
hand
land

band
and
sand

I

ăm
am

jam
Sam
am

ram
Sam
ham

sē



băg
bag

Wag
tag
rag

bag
sag
rag

mē



Jan and Dan

I am Jan.

I can see Dan.

Dan can see me.



I am Dan.

I can see Jan.

Jan can see me.



Dan can see Wag.

Jan can see Wag.

Wag can see Dan and Jan.

Pals and Pets

Revised
Edition

Copyright © 1998 Christian Liberty Press



Book Two

Florence M. Lindstrom

Teachers:

Pals and Pets is the second primer of the Christian Liberty Phonics Readers. It gives the students an opportunity to apply the word-attack skills learned in **Adventures in Phonics Level A**. It is advisable to use **Pals and Pets** after the child has learned the application of the short vowel rule to words having the short sound of **o** and **e**. Frequently reviewing the flashcards for the consonants and short vowel sounds will continue to strengthen the student and help him build confidence and ability in reading.

Apply the same attitudes and timing that you found successful while reading **It Is Fun to Read**.

Each lesson begins with an introduction page. This should be studied thoroughly before reading the story.

May God bless you with success as well as enjoyment as you fulfill one of the most important responsibilities-teaching your student to read.

This book is written with thanksgiving to the Lord for my precious children's children who are such a joy and blessing from Him.

May each student who completes these lessons be better prepared to glorify God.

Florence M. Lindstrom

Pals and Pets

Copyright © 1998 Christian Liberty Press



Book Two
Revised Edition

Christian Liberty Press
Arlington Heights, Illinois 60004

Copyright © 1998 by Christian Liberty Press
2011 Printing

All Rights Reserved. No part of this book may be reproduced or transmitted in any form or by any means, electronic or mechanical, without written permission from the publisher. Brief quotations embodied in critical articles or reviews are permitted.

A publication of

Christian Liberty Press

502 West Euclid Avenue

Arlington Heights, Illinois 60004

www.christianlibertypress.com

PALS AND PETS

1. Phonics—Juvenile literature

2. Reading—Juvenile literature

Written by

Florence M. Lindstrom

Copyediting by

Belit M. Shewan

Edward J. Shewan

Cover Design by

Eric D. Bristley

Illustrations by

Vic Lockman

Colorization of Illustrations by

Christopher D. Kou

Graphics and layout by

Eric D. Bristley

Christopher D. Kou

Edward J. Shewan

ISBN 978-1-930092-28-0 (print)

978-1-935796-43-5 (eBook PDF)

Printed in the United States of America





Contents

See the Duck	1
Fun with a Doll	3
Tom and His Pup	5
The Top	7
A Gift for Bob	9
Ann Sees a Bug	11
A Gift for Mother	13
A Man in a Den	15
The Pet Hen	17
Men at Work	19
The Red Jet	21
Dan and Jan Go	23
Miss Bell and the Class	25
Time to Rest	27

Lesson 1

O o



olive

Practice sounding these words, listening for the short vowel sound. Say them until you know them.



pot

cot

got

hot

not

dot

lot

pond

on

Don

back

jack

peck

neck



bug

dug

hug

jug

mug

tug

rug


See the pond.

The duck is on the pond.

Can Jill see the duck?

Jill can see the duck on the pond.

Tim can see a bug.



See the Duck

Jill and Tim see a duck.
It is on the pond.
It can swim and quack on the pond.
The duck got a big fish.
It got a black bug, too.



The duck is not hot.
See it go up on the mud.
It will not run fast.
It will peck at a plant.

Tim and Jill see the duck go
back to the pond and swim.
It is fun to see the duck God made.

Lesson 2

O o



olive

Practice sounding these words, listening for the short vowel sound. Say them until you know them.



doll



pot

dot

Dot

got

hot



hand

and

band

sand

land

lap

nap

cap

Jill has a doll.

The doll is Dot.

Jan has the cap for Dot.

Jill will hug Dot.

Jill is a pal for Jan.





Fun With a Doll

Jill has a doll.
The doll is Dot.
Dot can sit on Jill's lap.
It has had a nap.
It is fun to hug the doll.

Jan can see Jill and Dot.
She has a cap for Dot.
Jan will hand the cap to Jill.
Jill will fix the cap on Dot.
She is a pal for Jan.
Jan is glad for Jill.

A Time at Home

Revised
Edition

Copyright © 1998 Christian Liberty Press



Book Three

Florence M. Lindstrom

Teachers:

A Time at Home is the third primer of the Christian Liberty Phonics Readers. It gives the student an opportunity to apply word-attack skills which are taught in **Adventures in Phonics Level A**. It is recommended that **A Time at Home** be used after the student understands and knows how to apply the rule for long vowels.

Understanding the long vowel rule will add hundreds of new words to the student's reading vocabulary. With the help of the long vowel flashcards, charts, and the words listed below the rule, review the long vowel rule to help confirm it in his mind:

When two vowels are in a one syllable word, usually the first vowel says its name, and the second vowel is silent.

game	bean	bike	rope	tube
sail	tree	pie	toe	blue
day	key	fly	goat	suit
	me		no	new
			snow	

*Please note the rules regarding **y** on pages 119 and 130 in **Adventures in Phonics Level A**.

Stress the importance of noticing the vowels of every word. When necessary, review the short vowel rule.

When one vowel comes at the beginning or between two consonants in the one syllable word, the vowel usually has the short sound.

Each lesson begins with an introduction page that should be studied carefully before the story is read. This is another new adventure with many strange looking words. Pray for patience and express confidence and excitement as the lessons are accomplished. Move at a rate that the student is able to show understanding and yet be free from pressure.

This book is written with thanksgiving to the Lord for my precious children's children who are such a joy and blessing from Him.

May each student who completes these lessons be better prepared to glorify God.

Florence M. Lindstrom

A Time at Home

Copyright © 1998 Christian Liberty Press



Book Three
Revised Edition

Christian Liberty Press
Arlington Heights, Illinois 60004

Copyright © 1998 by Christian Liberty Press

2011 Printing

All Rights Reserved. No part of this book may be reproduced or transmitted in any form or by any means, electronic or mechanical, without written permission from the publisher. Brief quotations embodied in critical articles or reviews are permitted.

A publication of

Christian Liberty Press

502 West Euclid Avenue

Arlington Heights, Illinois 60004

www.christianlibertypress.com



A TIME AT HOME

1. Phonics—Juvenile literature

2. Reading—Juvenile literature

Written by

Florence M. Lindstrom

Copyediting by

Belit M. Shewan

Edward J. Shewan

Cover Design by

Eric D. Bristley

Illustrations by

Vic Lockman

Colorization of Illustrations by

Christopher D. Kou

Graphics and layout by

Eric D. Bristley

Christopher D. Kou

Edward J. Shewan



ISBN 978-1-930092-29-7 (print)

978-1-935796-44-2 (eBook PDF)

Printed in the United States of America

Contents

A Game with James	1
Time to Go Home	3
God Made Us to Taste	7
Dad Must Wait	9
Can You Hear?	11
Sam Cleans Wag	13
Time to Work	15
The Gift to Feel	17
Peter Plants Seeds	19
The Bike Hike	23
Hide and Seek	25
Mike is Kind	27
A Fire on a Kite	29
At Home With Nate	31
The Boat Ride	33
A Toad on the Road	37
Do Not Boast	39
Joe Helps Dad	41
The Gift to Smell	43
Fun With a Mule	45
The Gift of Music	47
A New Suit	49
A Time at Home	51
Gift for Grandma	53
A Hot Day	55
What I Like Best	57
Long Vowel Words	59



Lesson 1

A a



game

Practice sounding these words, listening for the long vowel sound. Say them until you know them.



gāme

nō

prāy

came

go

play

name

so

may

James

yo-yo

day

same

way

tame

say

lame

Ray

A game is fun with a pal.

James is a pal to Sam.

James and Sam will play.

Wag will play, too.

No, Wag, let James have it.



A Game With James

A pal came to see Sam.

His name is James.

Sam is glad James came to play.

Sam and James will play a game.

Sam will hit the ball to James,
but Wag ran in the way!

"No, Wag, let James have it!

James must have it to play!"

Sam is not mad at Wag.

It is fun if Wag plays games, too.

Lesson 2

A a



game

Practice sounding these words, listening for the long vowel sound. Say them until you know them.



gātə

hē

rākə

ate

see

take

late

we

bake

Kate

be

make

wait

lake

bait

time

cake

home

pīə

blessing

We take time to pray and play.

We pray and play at home.

Ray has bait to get a fish.

God gives us lots of blessings.





Time to Go Home

Can you see Ray and Kate?

Ray and Kate will go home.

It is late as they go to the gate.


Ray and Kate came from the lake.

Ray has bait in his box.

Did he get a fish? No, he did not.

Mother and Father wait for them.

Ray will not have fish to give.



At home we can help.
It is time to help Mother.
Mother and Father work for us.
We must make time to work, too.



Kate helps Mother bake a pie.
Ray will help Father rake.
Ray and Kate make Mother and Father
glad.




Mother tells us it is time to sit.
Father will pray and thank God.
He will ask God to bless them.
God gives them lots of blessings.

At home we can work and play.
If we work, Mother will say we may
play.
A time to work and a time to play.
It is fun this way.

It Is a Joy to Learn

Revised
Edition

Copyright © 1998 Christian Liberty Press



Book Four

Florence M. Lindstrom

Teachers:

It Is a Joy to Learn is for students who have mastered the ability to read short and long vowel words. They should now be ready to learn new sounds which will add many more words to their reading vocabulary. It is advisable to read the stories as these sounds are taught in **Adventures in Phonics Level A**.

Each lesson has two pages. The first page is to teach the new sound within words. A careful study of this page will prepare the reader for the story. Do not go on to a new lesson until the student knows the previous lesson well. Careful, steady effort will bring successful results.

May God bless you and your student with patience and progress. May you enjoy these lessons and continually discover that it is a joy to learn.


This book is written with thanksgiving to the Lord for my precious children's children who are such a joy and blessing from Him.

May each student who completes these lessons be better prepared to glorify God.

Florence M. Lindstrom

It Is a Joy to Learn

Copyright © 1998 Christian Liberty Press



Book Four
Revised Edition

Christian Liberty Press
Arlington Heights, Illinois 60004

Copyright © 1998 by Christian Liberty Press
2011 Printing

All Rights Reserved. No part of this book may be reproduced or transmitted in any form or by any means, electronic or mechanical, without written permission from the publisher. Brief quotations embodied in critical articles or reviews are permitted.

A publication of

Christian Liberty Press

502 West Euclid Avenue

Arlington Heights, Illinois 60004

www.christianlibertypress.com



IT IS A JOY TO LEARN

1. Phonics—Juvenile literature

2. Reading—Juvenile literature

Written by

Florence M. Lindstrom

Copyediting by

Belit M. Shewan

Edward J. Shewan

Cover Design by

Eric D. Bristley

Illustrations by

Vic Lockman

Colorization of Illustrations by

Christopher D. Kou

Graphics and layout by

Eric D. Bristley

Christopher D. Kou

Edward J. Shewan



ISBN 978-1-930092-30-3 (print)

978-1-935796-45-9 (eBook PDF)

Printed in the United States of America



Contents

Ted's Cow	1
Jan Plays the Piano	3
The Sprout	5
An Egg in the Grass	7
The Children Play	9
The Car	11
Martha's Cat	13
Farmer Martin	15
Jordan's Pup	17
A Happy Family	19
The Storm	21
Martha's Birthday	23
Tom's Family	25
Father Helps Bob	27
The Best Book	29
A Toad From the Woods	31
The Woods	33
A Job for Joyce	35
The Snowman	37
A Sick Boy	39
Our World	41
Kurt's Pal	43
Fern's Leg	45
Birds in the Nest	47
Dawn's Dog	49
Paul's Bicycle	51
A Time to Shop	53
Don's Swing	55
Larry Cares	57
Always Be Ready	59



Lesson 1

ou



cow house

Practice sounding these words, listening for the **ou** sound. Say them until you know them.



cow

bow

how

now

wow

plow

allow

crown

brown

down

town

chowder



flower

shower

power

Powers

towel

vowels

Can you see Ted's brown cow?

A queen has a crown and a gown.

The vowels are a, e, i, o, and u.

Dad will allow me to go to town.

How are you now, brown cow?



Ted's Cow

Ted Powers has a big brown cow. He sat down to see how his cow will bow to eat the green grass.

Ted has flowers in his hand. Will he allow the cow to eat them? Yes, he will allow the cow to eat the flowers. They taste sweet to eat.

Wow, he can feel a rain shower! He will need to get a towel. He will now run home to get a towel.

His mother will give him chowder and milk for lunch. Ted will bow and thank God for blessing him.

Lesson 2

ou



cow house

Practice sounding these words, listening for the **ou** sound. Say them until you know them.



round

mouth

house

pound

south

mouse

sound

blouse

ground

shout

found

out

around

pout

loud

bound

about

proud

Jan will not pound on the piano.

Do not pout or shout in the house.

We must not jump on the couch.

Jan sings tunes with her mouth.

She sings about God's love.



Jan Plays the Piano

Jan is in the house. She has played with her dolls, but now she must play the piano. The sound is not loud, for she will not pound on the piano keys.

Dad can hear her sing with her mouth. She will not shout out loud. He likes to sit on the couch and hear her sing and play. He is proud of her.

She likes to sing tunes about God and His power and love. God is wonderful. He made Jan to be able to sing and play the piano.