

Contents

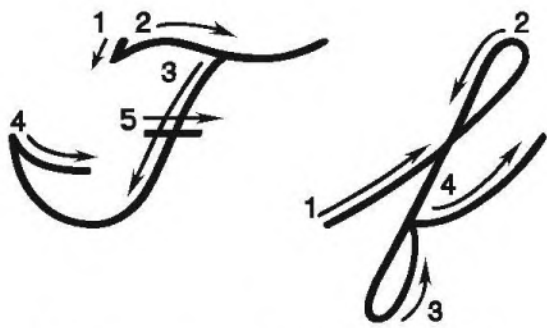
Why Teach Handwriting?.....	1	Writing Practice—Days of the Week	96
Teacher Tips	1	Writing Practice—Months of the Year	97
Cursive Alphabet—Lower-case Letters	4	Writing Practice—Seasons of the Year.....	99
Cursive Alphabet—Upper-case Letters	5	Cursive Writing Challenges	100
Writing Practice—Letters and Words	6	Practise Your Signature	101
More Writing Practice—Provinces and Territories	84	Collect Signatures	102
More Writing Practice—Cities.....	87	Lined Practice Pages.....	103
Writing Practice—Number Words.....	91	Cursive Writing Rubric.....	118
Writing Practice—Colours	94	Completion Chart	119
		Student Awards	120

Why Teach Handwriting?



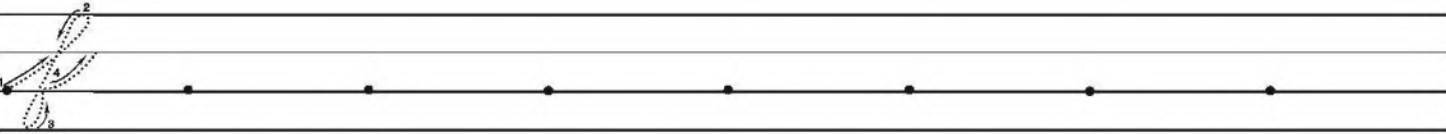
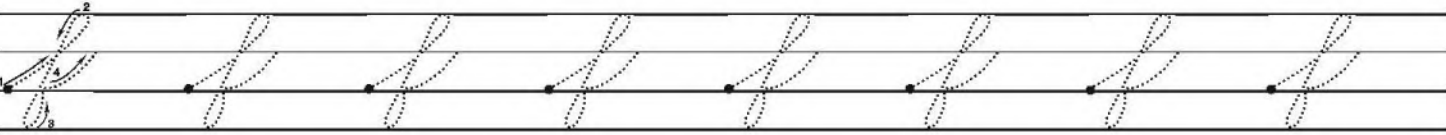


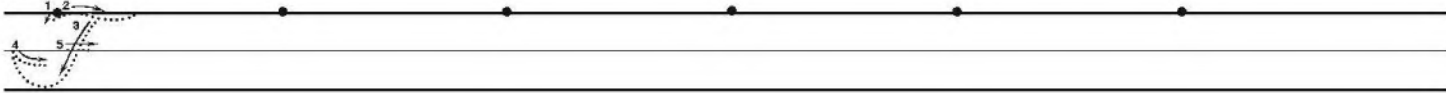
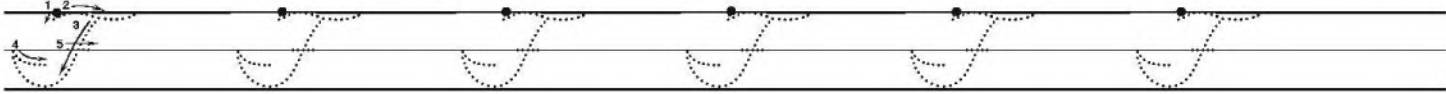
Handwriting is still an important life skill. Writing by hand ties in closely with the skills of reading and comprehending. Handwriting personalizes communication with others in a way that technological devices cannot. Neat, legible writing is a skill that students can take pride in throughout their lives.

Teacher Tips

- Teach in small groups of Modelled Cursive Writing sessions.
- Show students some words in both printing and cursive writing. Ask them to describe the similarities and differences. For example, in cursive writing the letters of a word are joined together, whereas in printing the letters of a word are separated.
- Point out that, in cursive writing, there is usually a beginning “tail,” and an ending “tail.” These “tails” are what join the letters of a word together.
- Demonstrate for students how, during cursive writing, the pencil should not be lifted from the paper until the word has been completed. Only a few letters, such as capital “T,” do not connect to the rest of a word when cursive writing.



Trace and write. Circle your best *F* or *f* on each line.



Writing Practice—Colours

Fill the spots with the correct colour. Trace and write the colour name.



yellow

blue



red

orange



green

purple



pink

brown



Cursive Writing Challenges

Colour in the box as you complete a cursive writing challenge.

<p><i>Copy your favourite poem.</i></p>	<p><i>Copy the lyrics to one of your favourite songs.</i></p>	<p><i>Write a poem.</i></p>
<p><i>Copy a recipe.</i></p>	<p><i>Create an invitation to an event.</i></p>	<p><i>Copy five proverbs or sayings.</i></p>
<p><i>Copy some of your favourite jokes.</i></p>	<p><i>Make a list of your favourite books.</i></p>	<p><i>Write a letter to a friend or relative.</i></p>
<p><i>Make a grocery list.</i></p>	<p><i>Copy five riddles you enjoy.</i></p>	<p><i>Copy the rules of a game.</i></p>