

A·B·C Touch & Flip™ Cards

A·B·C Touch & Flip Cards engage Pre-K students with fun, hands-on activities. These delightful cards reinforce good letter formation habits, enable capital and lowercase letter recognition, and promote letter memory.

A·B·C Touch & Flip Cards

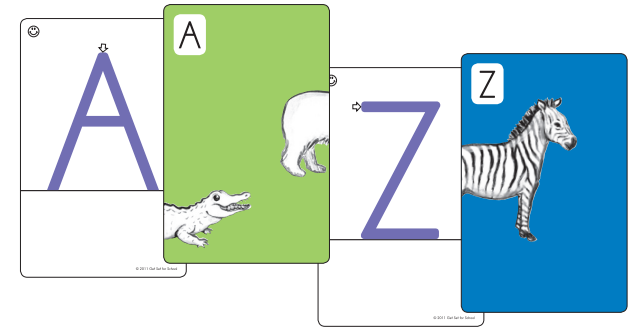
Take a look at the A·B·C Touch & Flip Cards. Imagine the hands-on learning opportunities for children.

- **27 Picture Cards**
 - Alphabetical animal puzzle on one side
 - Capitals to touch and trace on the other (arrows indicate starting point and direction)
 - Colors to sort alphabet into beginning, middle, and end sections
- **26 Letter Cards**
 - Capitals to match on one side
 - Lowercase letters to match on the other

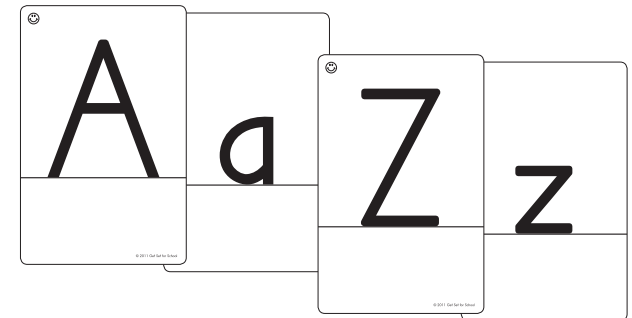
A smiley face 😊 in the top left corner helps children know that a card is right side up.

Explore

In each activity, additional opportunities extend children's capital and lowercase letter knowledge and awareness.



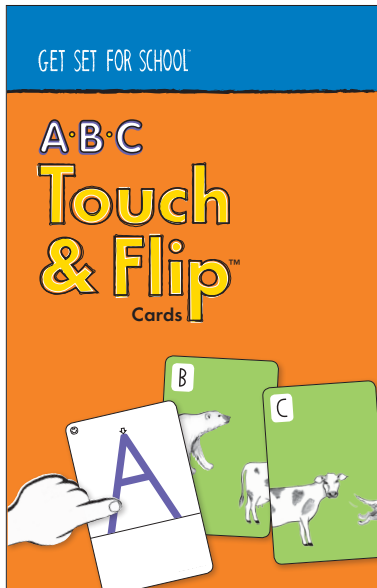
Picture Cards



Letter Cards

Look What We're Learning

We're learning letters, animals, and much more! See the bottom of each activity for the specific skills addressed.



Activity

Let's name and trace letters.

- Show the capital side of Picture Card D. **This is capital D. What letter is this?** (capital D)
- **Close your eyes. What letter did you see?** (capital D)
- **Open your eyes. What letter is this?** (capital D)
- Model tracing D. Say, **Show me your pointer finger. Touch the starting point. Does it feel a little scratchy? Stay on the scratchy part as you trace. Trace the big line. Touch the starting point. Trace the big curve.**
- Repeat, saying the letter parts together as one child traces on the card.

(For the correct language to use when tracing letters, see the Print Capital Letters Formation Chart at www.hwtears.com/educators/classroomextras.)

Explore

Have children trace tactile capitals. Have each child demonstrate tracing his/her letter, saying the formation words.

Look What We're Learning

Alphabet Knowledge

- Recognize and name capital letters

Sensory Motor

- Use index finger to trace letters
- Use helping hand to stabilize objects and papers

Capital and Lowercase Letters

Children match capital and lowercase letters.

Get Started:

Picture Cards (tactile capital side)
Letter Cards

