




Table of Contents






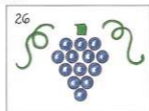

A table of contents is like a map. It guides you to the places you want to visit in a book. Pick a subject you want to draw, then turn to the page listed beside the picture.

For more information on the *Draw•Write•Now*® series, see page 3. For suggestions on how to use this book, see page 6. For a review of handwriting tips, see page 8.

Christopher Columbus Page 9



Autumn Harvest Page 23



36



38




40



42



44



46

Draw
Your
World!

48

Learn
More!



The Weather Page 49

50



52



54



56



58



60

Draw
From
Your
Imagination!

62

Learn
More!



Teaching Tips Page 63





Some clouds get very cold.

The tiny drops freeze.

They form snowflakes.

The snowflakes fall to earth.



Why doesn't
it snow
in some
places?



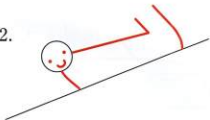
Sledding in the Snow

Teaching Tip on page 64
Question answered on page 62

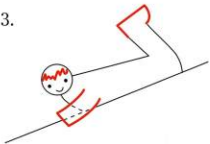
1.



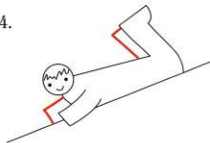
2.



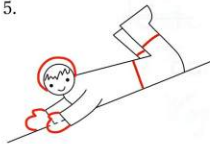
3.



4.



5.



6.

