



Review of Alphabet

Writing a-z

Name
Date

To parents

Write your child's name and the date in the boxes above. On pages 1 and 2, your child will review the letters of the alphabet. Please help your child as needed and praise him or her at the completion of each exercise.

- Trace the letters a to z.

a		b		c		d	
e		f		g		h	
i		j		k		l	
m		n		o		p	
q		r		s		t	
u		v		w		x	
y		z					



What Is It?

Saying “_at” Sounds

Name

Date

To parents

By repeating rhyming words with the short “a” vowel sound, your child will gain an awareness of the connection between letters and the sounds they represent. Give your child plenty of encouragement and praise your child at the completion of each exercise.

- Match the pictures by drawing a line from the dot (●) to the star (★).



cat



bat



hat



rat



35

Review

Saying "_at" Words

Name
Date

To parents

Your child should connect the "rat" to the "cat" again to begin another sequence. Make sure your child draws vertical or horizontal lines, not diagonal ones.

- Draw a line from the arrow (→) to the star (★), connecting  to  to  to  while you say the words.

man 	can 	pan 	fan 	cat 
bat 	cat 	rat 	hat 	bat 
hat 	fan 	man 	pan 	can 
rat 	cat 	bat 	hat 	rat 
fan 	pan 	fan 	man 	cat 
man 	can 	cat 	pan 	bat 

★

Writing “_at” and “_an” Words

■ Say the word. Then say the sound of each letter as you write it.

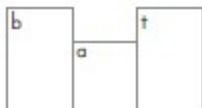
cat



fan



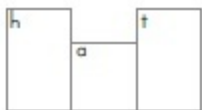
bat



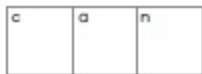
pan



hat



can



rat



man

