

Horizons

**Phonics  
and Reading**





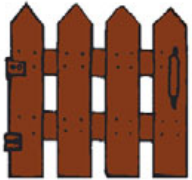
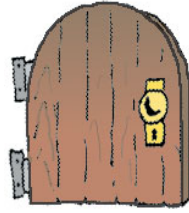
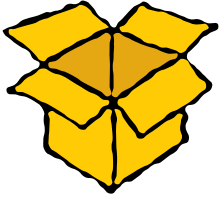
Name \_\_\_\_\_



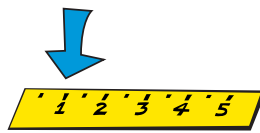


# Lesson 1




Say the name of each picture. Print the capital and lower case *consonant* letters for its *beginning* sound.



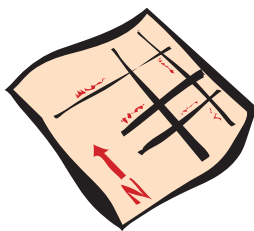
Say the name of each picture. Print the capital and lower case *vowel* letters for its *beginning* sound.



$$5 + 4 = 9$$




**3** The vowels are *a, e, i, o,* and *u*. Say the name of each picture. Finish the words under each picture with the short vowel sound.



s n h t m p r d d g


When *c* is followed by *e, i,* or *y,* it makes the soft sound as in the word *city*. When *c* is followed by *a, u,* or *o,* or a *consonant,* it makes the hard sound as in the word *cat*.

**4** *Underline* the pictures that begin with the sound of *hard c*. Draw a *circle* around the pictures that begin with the *soft c* sound.



When *g* is followed by *e, i* or *y,* it makes the soft sound as in the word *giraffe*. When *g* is followed by *a, u,* or *o,* or a *consonant,* it makes the hard sound as in the word *gum*.

**5** *Underline* the pictures that begin with the sound of *soft g*. Draw a *square* around the pictures that begin with the sound of *hard g*.



Name \_\_\_\_\_



# Lesson 2



Say the name of each picture. Write the lower case letter for its *ending* sound.



\_\_\_\_\_

\_\_\_\_\_

\_\_\_\_\_

\_\_\_\_\_

\_\_\_\_\_

\_\_\_\_\_

\_\_\_\_\_

\_\_\_\_\_

\_\_\_\_\_

\_\_\_\_\_


\_\_\_\_\_

\_\_\_\_\_

\_\_\_\_\_

\_\_\_\_\_

\_\_\_\_\_



\_\_\_\_\_

\_\_\_\_\_

\_\_\_\_\_

\_\_\_\_\_

\_\_\_\_\_

\_\_\_\_\_

\_\_\_\_\_

\_\_\_\_\_

\_\_\_\_\_

\_\_\_\_\_

\_\_\_\_\_

\_\_\_\_\_


\_\_\_\_\_

\_\_\_\_\_

\_\_\_\_\_



Review the beginning letter sounds. Write the *beginning* lower case letter for each picture.



\_\_\_\_\_

\_\_\_\_\_

\_\_\_\_\_

\_\_\_\_\_

\_\_\_\_\_

\_\_\_\_\_

\_\_\_\_\_

\_\_\_\_\_

\_\_\_\_\_

\_\_\_\_\_

\_\_\_\_\_

\_\_\_\_\_

\_\_\_\_\_

\_\_\_\_\_

\_\_\_\_\_



\_\_\_\_\_

\_\_\_\_\_

\_\_\_\_\_

\_\_\_\_\_

\_\_\_\_\_

\_\_\_\_\_

\_\_\_\_\_

\_\_\_\_\_

\_\_\_\_\_

\_\_\_\_\_

\_\_\_\_\_

\_\_\_\_\_


\_\_\_\_\_

\_\_\_\_\_

\_\_\_\_\_

The letters **qu** make the **kw** sound that you hear in **queen** and **quick**.

**3** Draw lines to match the pictures with the words.



question


queen

quilt

quart



**4** The vowels are **a, e, i, o,** and **u.** Say the name of each picture. Finish the words under each picture with the short vowel sound.






m n

ll

c b

p

t p



r n

h t

f n

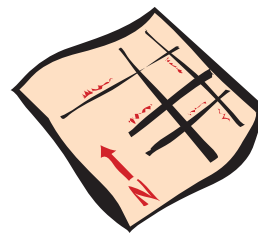

b d

p g


Name \_\_\_\_\_



Say the name of each picture. Write the lower case letter for its **ending** sound.










Review the beginning letter sounds. Write the **beginning** lower case letter for each picture.



2005						
January	February	March	April	May	June	July
1	1	1	1	1	1	1
2	2	2	2	2	2	2
3	3	3	3	3	3	3
4	4	4	4	4	4	4
5	5	5	5	5	5	5
6	6	6	6	6	6	6
7	7	7	7	7	7	7
8	8	8	8	8	8	8
9	9	9	9	9	9	9
10	10	10	10	10	10	10
11	11	11	11	11	11	11
12	12	12	12	12	12	12
13	13	13	13	13	13	13
14	14	14	14	14	14	14
15	15	15	15	15	15	15
16	16	16	16	16	16	16
17	17	17	17	17	17	17
18	18	18	18	18	18	18
19	19	19	19	19	19	19
20	20	20	20	20	20	20
21	21	21	21	21	21	21
22	22	22	22	22	22	22
23	23	23	23	23	23	23
24	24	24	24	24	24	24
25	25	25	25	25	25	25
26	26	26	26	26	26	26
27	27	27	27	27	27	27
28	28	28	28	28	28	28
29	29	29	29	29	29	29
30	30	30	30	30	30	30
31	31	31	31	31	31	31

When **x** comes at the beginning of a word, it often makes the **z** sound as in *xylophone*. Very few English words begin with the letter **x**.

**3** Look at the pictures below. Fill in the circle for the correct beginning consonant sound.

	<input type="radio"/> v <input type="radio"/> w <input type="radio"/> y <input type="radio"/> z	<table border="1" data-bbox="532 325 633 598"> <tr><td>15</td></tr> <tr><td>16</td></tr> <tr><td>17</td></tr> <tr><td>18</td></tr> <tr><td>19</td></tr> <tr><td>20</td></tr> <tr><td>21</td></tr> </table>	15	16	17	18	19	20	21	<input type="radio"/> v <input type="radio"/> w <input type="radio"/> y <input type="radio"/> z		<input type="radio"/> v <input type="radio"/> w <input type="radio"/> y <input type="radio"/> z		<input type="radio"/> v <input type="radio"/> w <input type="radio"/> y <input type="radio"/> z
15														
16														
17														
18														
19														
20														
21														
	<input type="radio"/> v <input type="radio"/> w <input type="radio"/> y <input type="radio"/> z		<input type="radio"/> v <input type="radio"/> w <input type="radio"/> y <input type="radio"/> z		<input type="radio"/> v <input type="radio"/> w <input type="radio"/> y <input type="radio"/> z		<input type="radio"/> v <input type="radio"/> w <input type="radio"/> y <input type="radio"/> z							

The letters **f**, **l**, **s**, and **z** are usually doubled in a one-syllable word that has one vowel followed by only one consonant sound as in *muff*, *stuff*, *ball*, *hill*, *class*, *kiss*, *buzz*, and *fizz*.

**4** Match the pictures with the words. Draw a slash through the silent letter **s**.



- bass
- miss
- fuss
- pass
- kiss
- hiss
- loss
- moss

