

Canadian Money

— Grades 1 to 2 —

Written by Leanne Howse

Learning how to count money is an important skill as we need money to buy some of our favourite things! This resource is packed with worksheets and activities that allow students to practice important concepts involving money to meet expectations of the grade 1 and 2 Ontario Mathematics Curriculum. Concepts covered include: identifying Canadian coins and their value; representing money amounts in one or more ways; counting on to find the total value of a collection of coins; adding and subtracting money amounts; solving problems involving money. Assessments that can be used at the end of the math unit are included for each grade along with a marking rubric.



Leanne Howse has been teaching since 1999. Although she has had experience in all elementary grades, she has found true joy in teaching primary students. She currently teaches grade 1/2. Although teaching is her passion, she enjoys creating resources that other teachers can use in their classrooms. She resides in Delhi, Ontario with her husband and 2 children.

Copyright © On The Mark Press 2015

This publication may be reproduced under licence from Access Copyright, or with the express written permission of On The Mark Press, or as permitted by law. All rights are otherwise reserved, and no part of this publication may be reproduced, stored in a retrieval system, or transmitted in any form or by any means, electronic, mechanical, photocopying, scanning, recording or otherwise, except as specifically authorized. “We acknowledge the financial support of the Government of Canada through the Canada Book Fund for this project.”

All Rights Reserved
Printed in Canada

Published in Canada by:
On The Mark Press
15 Dairy Avenue, Napanee, Ontario, K7R 1M4
www.onthemarkpress.com

Grade 1 Number Sense & Numeration

Curriculum Expectation	Pages
Identify and describe various coins (ie., penny, nickel, dime, quarter, \$1 coin, \$2 coin), using coin manipulatives or drawings, and state their value (eg. the value of a penny is one cent; the value of a toonie is two dollars)	7-12, 13-14, 15, 16, 93
Represent money amounts to 20¢, through investigation using coin manipulatives.	35, 36, 39, 40, 95, 96
Count forward by 1's, 2's, 5's, and 10's to 100 using a variety of tools and strategies (eg. count groups of pennies, nickels, or dimes).	17, 18, 19, 20, 21, 22, 27, 28, 31, 32, 56, 64-71, 88, 89, 91, 92
Add and subtract money amounts to 20¢ using coin manipulatives and drawings.	17, 18, 19, 20, 21, 22, 27, 28, 31, 32, 46, 47, 50, 51, 56, 57, 58, 64-71, 88, 89, 90, 91, 92

Grade 2 Number Sense & Numeration

Curriculum Expectation	Pages
Represent, compare, and order whole numbers to 100, including money amounts to 100¢.	23, 24, 25, 26, 29, 30, 33, 34, 37, 38, 54, 55, 56, 60, 101, 102, 103
Compose and decompose two-digit numbers in a variety of ways, using concrete materials (eg. compose 37¢ using one quarter, one dime, and two pennies).	41, 42, 43, 44, 45, 105, 106
Estimate, count, and represent (using the ¢ symbol) the value of a collection of coins with a maximum value of one dollar.	23, 24, 25, 26, 29, 30, 33, 34, 37, 38, 54, 55, 56, 60, 98, 99
Add and subtract money amounts to 100¢, using a variety of tools and strategies.	48, 49, 52, 53, 59, 61, 62, 72-78, 100, 101, 102

TABLE OF CONTENTS

AT A GLANCE	2
BEFORE YOU BEGIN	5
HUNDREDS CHART	6
CANADA IN MY POCKET – LYRICS	7
COIN INFORMATION SHEETS	8-13
STUDENT WORKSHEETS	
Grade 1: Matching Coins & Values	14-15
Grade 1: Count the Canadian Coins	16
Grade 1: Name that Canadian Coin.	17
Grade 1: Counting Pennies.	18
Grade 1: Counting Nickels	19
Grade 1: Counting Nickels and Pennies	20
Grade 1: Counting Dimes.	21
Grade 1: Counting Dimes and Nickels	22
Grade 1: Counting Dimes, Nickels, and Pennies	23
Grade 2: Counting Coins #1-4.	24-27
Grade 1: Counting Coins #5-6.	28-29
Grade 2: Counting Coins #7-8.	30-31
Grade 1: Draw or Paste and Count #1-2	32-33
Grade 2: Draw or Pate and Count #3-4	34-35
Grade 1: At the Store #1-2	36-37
Grade 2: At the Store #3-4	38-39
Grade 1: Show Me the Money! #1-2	40-41
Grade 2: Show Me the Money! #3-4	42-43
Grade 1: Show Me the Money Two Ways! #1.	44
Grade 2: Show Me the Money Two Ways! #2-3	45-46

Grade 1: Coin Addition #1 – 2	47-48
Grade 2: Coin Addition #3 – 4.	49-50
Grade 1: Coin Subtraction #1 – 2	51-52
Grade 2: Coin Subtraction #3 – 4	53-54
Grade 2: Making \$1.00	55
Grade 2: Making Money	56
Grade 1: Money Problems #1	57
Grade 1: Money Problems: Addition	58
Grade 1: Money Problems: Subtraction	59
Grade 2: Money Problems #2-3.	60-61
Grade 1: Money Problems: Addition	62
Grade 1: Money Problems: Subtraction	63
ACTIVITIES	
Money “Scoot” Game – How To Play	64
“Scoot” Recording Sheet	65
“Scoot” – Grade 1 cards.	66-72
“Scoot” – Grade 2 cards	73-79
Design Your Own Coin	80
Money Word Search	81
If I Had One Hundred Dollars...	82
MONEY MASTERS	83-87
GRADE 1 MONEY ASSESSMENT	88-97
GRADE 2 MONEY ASSESSMENT	98-107
ANSWER KEY	108-110





Name: _____

Date: _____

Count the Canadian Coins

Circle the pennies with **red**.

Circle the nickels with **blue**.

Circle the dimes with **green**.

Circle the quarters with **yellow**.

Circle the loonies with **orange**.

Circle the toonies with **purple**.



Count the coins! How many are there?

pennies _____

nickels _____

dimes _____

quarters _____

loonies _____

toonies _____

Name: _____

Date: _____



Name that Canadian Coin!

Print the coin names beside each coin.

Loonie

Toonie

Penny

Quarter

Dime

Nickel

















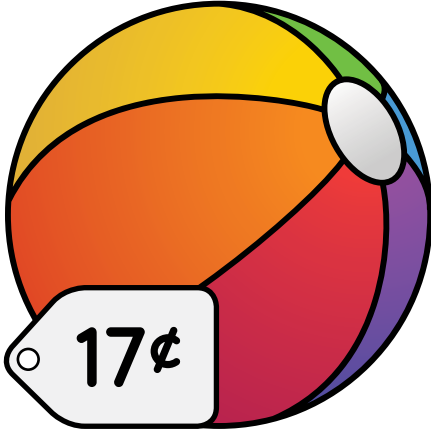
Name: _____

Date: _____


At the Store #1

Circle the coins needed to buy each item.


1.




2.



3.





At the Store #2

Circle the coins needed to buy each item.

1.



12¢



A collection of Canadian coins: five 10-cent coins (sailboat), four 5-cent coins (bear), and six 1-cent coins (maple leaf).

2.



18¢



A collection of Canadian coins: five 10-cent coins (sailboat), four 5-cent coins (bear), and six 1-cent coins (maple leaf).

3.



15¢



A collection of Canadian coins: five 10-cent coins (sailboat), four 5-cent coins (bear), and six 1-cent coins (maple leaf).