
 **Teacher's Note:**
As your student completes each lesson choose skills from the Review Activities that he needs. The Review Activities follow each lesson

 **Teacher's Note:**
Personalize your student's spelling lists by adding misspelled words from writing done in this class or in other areas. Also, add words that reinforce the Spelling Tips.



The children watched until the horse and cart had gone down the road. Then they came out from behind the bushes and looked at each other.

The Boxcar Children #1, by Gertrude Chandler Warner
Copyright 1942, 1950, 1969, 1977 by Albert Whitman & Company.
All rights reserved. Reprinted with permission of the publisher.

This book is the first in the adventure series, *The Boxcar Children*. If you enjoyed this book you may want to read more about the children's exciting adventures.

Day 1

- a. Read the literature passage with your teacher.
- b. Write the literature passage from dictation as your teacher reads it. Write on every other line of your paper.

Edit the paragraph using the literature passage. Make corrections with a colored pencil. Circle any misspelled words and write them in the space above the circled word.

Discuss with your teacher the reason you misspelled the words.

- c. List three to six words that you and your teacher decide you should study this week for spelling, or use the following list of suggested words: down, came, out, bow, cloud, other.

Spelling words with the /ow/ sound can be tricky. Some words are spelled **ow** and some are spelled **ou**. Although there is no rule to tell you which /ow/ to use, remember that **ou** will usually not end a word.

Spelling Tip

When spelling words with the /ow/ sound, use **ou** or **ow**; use **ow** at the end of a word.

Write the following words, and underline **ow** and **ou**.
Say the words aloud as you write them.

ow

down

cow

growl

plow

owl

vow

ou

out

snout

round

cloud

flounder

mountain

d. Optional: Enrichment (SAB)

Day 2

- Underline the words in the literature passage that name a person, place, thing, or idea.
Ex: children, horse, etc.
- These words are called **nouns**. Look around the room and write five nouns.
- The words you have written are called common nouns. **Common nouns** name “any” person, place, thing, or idea and begin with a lower case letter.

The word *boy* is a common noun. The word *Benny* is the name of a “particular” boy. The name of a particular person, place, thing, or idea is called a **proper noun**. Always **capitalize** proper nouns. At dinner tonight, name the foods you eat. Are they common nouns? Ex: chicken, peas, bread.

Name a proper noun for each of the following common nouns. Remember to capitalize.

- girl
- city
- month
- dog



Teacher’s Note:

Enrichment Activities:

In most lessons you will find optional Enrichment Activities. The activities are found in the Student Activity Book (SAB). While optional, these activities develop thinking and reasoning skills necessary for higher level learning.

Day 2

- children, horse, cart, road, bushes, other
- Possible answers:**
chair, couch, table, etc.
- Possible answers:**
 - Anna, Mandy, Sara, etc.
 - Pittsburgh, Salem, Charleston, etc.
 - January, February, March, etc.
 - Duke, Ruff, Prince, etc.

d. Possible answers:

- 1) *Ben* ran home.
- 2) I was born in *Sacramento*.

Day 3

- a. 1) I
- 2) I
- 3) C
- 4) I

d. Write the following sentences replacing the underlined words with a proper noun.

- 1) The boy ran home.
- 2) I was born in a city.

e. Optional: Enrichment (SAB)

Day 3

a. A **sentence** is a complete thought. It tells about something or someone. When you write a sentence be sure you write a complete thought.

Ex: Ran up the tree.

This is an incomplete sentence because it does not tell who or what ran up the tree.

Ex: Mrs. Moore's cat.

This is an incomplete sentence because it does not tell anything about Mrs. Moore's cat.

Ex: Mrs. Moore's cat ran up the tree.

This is a complete sentence because it tells something about the cat.

Read the following sentences. Write **C** (complete sentence) or **I** (incomplete sentence) after each sentence.

- 1) On Tuesday afternoon.
- 2) Went to the museum.
- 3) On Tuesday afternoon my family went to the museum.
- 4) Had beautiful paintings.


b. Look at the punctuation used at the end of each sentence in the literature passage. Every sentence must have an end mark. A period (.) ends each sentence in the literature passage.

A sentence which tells something ends with a **period** (.).

Ex: Uncle Bill is coming to dinner.

Find a telling sentence in one of your reading books.

Write a telling sentence and end it with a period.

 **Teacher's Note:**
This is called a declarative sentence.

- c. A sentence which asks something ends with a **question mark (?)**.

Ex: What time is Uncle Bill coming?

Find an asking sentence in one of your reading books.
Write an asking sentence and end it with a question mark.

- d. A sentence which shows sudden or strong emotion ends with an **exclamation mark (!)**.

Ex: Uncle Bill is so excited to see you!

Find a sentence which shows strong feeling in one of your reading books.

Write a sentence showing strong or sudden emotion and end it with an exclamation mark.

- e. A sentence which gives a command may end with a period or exclamation mark.

Ex: Please set the table.
Get out of the way!

Write a sentence giving a command, and end it with a period or exclamation mark.

- f. Optional: Workout!


Use a red colored pencil to correct the mistakes in this paragraph. HINT: There are three sentences.


we start school every year in september after labor day
I am eager to look at my new books and see the topics i
will cover Hooray for the first day of school


- g. Optional: In Other Words

Use your thesaurus to replace these words: eager, new, see. In your notebook copy your corrected paragraph from **3f** using your new words.

Common Sense Thought: Sometimes you must change a word or two in a sentence to fit your new word.

 **Teacher's Note:**
This is called an interrogative sentence.

 **Teacher's Note:**
This is called an exclamatory sentence.

 **Teacher's Note:**
This is called an imperative sentence.

Day 3

f. We start school every year in September after Labor Day. I am eager to look at my new books and see the topics I will cover. Hooray for the first day of school!

g. Possible answers:
eager-(adjective)
enthusiastic
new- (adjective) current
see -(verb) look at, find out

Ex: I am *enthusiastic* to look at my *latest* books and *find out* the topics I will cover.

h. Optional: Enrichment (SAB)

i. Review your spelling list.

Day 4

a. 1) Our next door neighbor painted his house.

2) The big cat chased the little dog.

b. 1) Our next door neighbor painted his house.

2) The big cat chased the little dog.

Day 4

a. Look at the first sentence of the literature passage. Who or what is the sentence about? The sentence is about *the children*. *The children* is the **complete subject**. The complete subject is the subject and all the words that tell who or what the sentence is about. Every sentence must have a subject.

Underline the complete subject in the following sentences:

- 1) Our next door neighbor painted his house.
- 2) The big cat chased the little dog.

b. Look at the first sentence of the literature passage again. What does the sentence tell you about *the children*? The sentence tells us that the children “watched until the horse and cart had gone down the road.” *Watched until the horse and cart had gone down the road* is the **complete predicate**. The complete predicate includes the verb or verb phrase and all the words that tell what is said about the subject and completes the sentence. The **predicate** tells something about the subject.

Underline the complete predicate twice using the same sentences.

- 1) Our next door neighbor painted his house.
- 2) The big cat chased the little dog.

c. Optional: Enrichment (SAB)

d. Take an oral or written spelling pretest.

Day 5

- a. Copy the literature passage or take it from dictation.
Compare your work to the literature passage.
- b. Spelling test
- c. Choose skills from the *Review Activities*.



Review Activities

1.
 - a. The little girl found a rabbit.
 - b. They went to the zoo.
 - c. Every day Zac went to town.
 - d. Father read the newspaper.
 - e. He took the children to the circus.

2.
 - a. father, window
 - b. museum, things
 - c. boys, friends
 - d. trophy, winner
 - e. children, grandfather

3. Possible answers:
 - a. Rodney
 - b. Cheryl
 - c. Duke
 - d. Tokyo
 - e. September

Choose the skills your student needs.

1. *Capitalization (beginning of sentences)*
Capitalize the first word of each sentence.
 - a. the little girl found a rabbit.
 - b. they went to the zoo.
 - c. every day Zac went to town.
 - d. father read the newspaper.
 - e. he took the children to the circus.

2. *Nouns*
Underline all the nouns in the following sentences.

- a. My father fixed the broken window.
- b. The museum displayed many things.
- c. The boys became good friends.
- d. A trophy was given to the winner.
- e. The children visited their grandfather.

3. *Common / Proper Nouns*
Write a proper noun for each of the following common nouns.

- a. boy
- b. girl
- c. dog
- d. city
- e. month

4. *Complete Sentence*

Read the sentences and write **C** (complete sentence) or **I** (incomplete sentence) after each sentence.

- a. The children ran after the dog.
- b. Jumped over the fence.
- c. The happy little girls.
- d. The warm sun felt good after the swim.
- e. Warmed up in the sun.

5. *Punctuation (. ! ?)*

Add punctuation after each sentence. (. ! ?)

- a. I was so surprised
- b. Jessie is very nice
- c. Did you see him
- d. My brother is sick
- e. Hurry, and get the doctor

6. *Complete Subject/Predicate*

Underline the complete subject once and underline the complete predicate twice in the following sentences.

- a. Beth helped with the baby.
- b. The strange noise frightened the children.
- c. I washed the car.
- d. The dog barked at the stranger.

7. *Editing*

Rewrite this sentence in your notebook using correct punctuation and capitalization.

dad took aiden and james to community swim club for the competition

- 4.
- a. C
- b. I
- c. I
- d. C
- e. I

- 5.
- a. I was so surprised !
- b. Jessie is very nice .
- c. Did you see him ?
- d. My brother is sick .
- e. Hurry, and get the doctor !

- 6.
- a. Beth helped with the baby.
- b. The strange noise frightened the children.
- c. I washed the car.
- d. The dog barked at the stranger.

7. Dad took Aiden and James to Community Swim Club for the competition.