



















| | | | | | |
|---|---|---|--|---|---|
|  |  |  |  |  |  |
|  |  |  |  |  |  |
|  |  |  |  |  |  |
| <i>t</i> | <i>w</i> | <i>x</i> | <i>o</i> | <i>t</i> | <i>w</i> |
| <i>x</i> | <i>x</i> | <i>x</i> | <i>o</i> | <i>t</i> | <i>w</i> |
| <i>o</i> | <i>o</i> | <i>x</i> | <i>o</i> | <i>t</i> | <i>w</i> |
| <i>t</i> | <i>t</i> | <i>x</i> | <i>o</i> | <i>t</i> | <i>w</i> |
| <i>w</i> | <i>w</i> | <i>x</i> | <i>o</i> | <i>t</i> | <i>w</i> |

| | | | | | |
|---|---|---|---|---|---|
| a | l | f | e | g | b |
| a | l | f | e | g | b |
| a | l | f | e | g | b |
| a | l | f | e | g | b |
| a | l | f | e | g | b |
| a | l | f | e | g | b |
| a | l | f | e | g | b |
| a | l | f | e | g | b |

1

Tracing practice for vertical lines. The first row shows a solid line with a downward arrow and a dashed line with a downward arrow. The second row shows a solid line with a downward arrow and a dashed line with a downward arrow. The third row shows a solid line with a downward arrow and a dashed line with a downward arrow. The fourth row shows a solid line with a downward arrow and a dashed line with a downward arrow. The fifth row shows a solid line with a downward arrow and a dashed line with a downward arrow. The sixth row shows a solid line with a downward arrow and a dashed line with a downward arrow. The seventh row shows a solid line with a downward arrow and a dashed line with a downward arrow. The eighth row shows a solid line with a downward arrow and a dashed line with a downward arrow. The ninth row shows a solid line with a downward arrow and a dashed line with a downward arrow. The tenth row shows a solid line with a downward arrow and a dashed line with a downward arrow.

2

Tracing practice for the letter 'm'. The first row shows a solid 'm' with stroke order arrows: 1 (down), 2 (up), 3 (down). The second row shows a dashed 'm' with stroke order arrows: 1 (down), 2 (up), 3 (down). The third row shows a solid 'm' with stroke order arrows: 1 (down), 2 (up), 3 (down). The fourth row shows a dashed 'm' with stroke order arrows: 1 (down), 2 (up), 3 (down). The fifth row shows a solid 'm' with stroke order arrows: 1 (down), 2 (up), 3 (down). The sixth row shows a dashed 'm' with stroke order arrows: 1 (down), 2 (up), 3 (down). The seventh row shows a solid 'm' with stroke order arrows: 1 (down), 2 (up), 3 (down). The eighth row shows a dashed 'm' with stroke order arrows: 1 (down), 2 (up), 3 (down). The ninth row shows a solid 'm' with stroke order arrows: 1 (down), 2 (up), 3 (down). The tenth row shows a dashed 'm' with stroke order arrows: 1 (down), 2 (up), 3 (down).

3

Tracing practice for the letter 'o'. The first row shows a solid 'o' with stroke order arrows: 1 (down), 2 (right), 3 (up). The second row shows a dashed 'o' with stroke order arrows: 1 (down), 2 (right), 3 (up). The third row shows a solid 'o' with stroke order arrows: 1 (down), 2 (right), 3 (up). The fourth row shows a dashed 'o' with stroke order arrows: 1 (down), 2 (right), 3 (up). The fifth row shows a solid 'o' with stroke order arrows: 1 (down), 2 (right), 3 (up). The sixth row shows a dashed 'o' with stroke order arrows: 1 (down), 2 (right), 3 (up). The seventh row shows a solid 'o' with stroke order arrows: 1 (down), 2 (right), 3 (up). The eighth row shows a dashed 'o' with stroke order arrows: 1 (down), 2 (right), 3 (up). The ninth row shows a solid 'o' with stroke order arrows: 1 (down), 2 (right), 3 (up). The tenth row shows a dashed 'o' with stroke order arrows: 1 (down), 2 (right), 3 (up).

4

Tracing practice for the letter 'w'. The first row shows a solid 'w' with stroke order arrows: 1 (down), 2 (right), 3 (down). The second row shows a dashed 'w' with stroke order arrows: 1 (down), 2 (right), 3 (down). The third row shows a solid 'w' with stroke order arrows: 1 (down), 2 (right), 3 (down). The fourth row shows a dashed 'w' with stroke order arrows: 1 (down), 2 (right), 3 (down). The fifth row shows a solid 'w' with stroke order arrows: 1 (down), 2 (right), 3 (down). The sixth row shows a dashed 'w' with stroke order arrows: 1 (down), 2 (right), 3 (down). The seventh row shows a solid 'w' with stroke order arrows: 1 (down), 2 (right), 3 (down). The eighth row shows a dashed 'w' with stroke order arrows: 1 (down), 2 (right), 3 (down). The ninth row shows a solid 'w' with stroke order arrows: 1 (down), 2 (right), 3 (down). The tenth row shows a dashed 'w' with stroke order arrows: 1 (down), 2 (right), 3 (down).