

Cursive





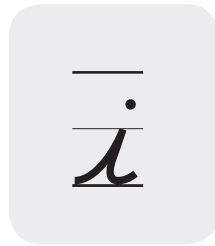
THE
Rhythm
OF HANDWRITING

DENISE EIDE

Logicof**English**[®]

SWING LETTERS

Each of the lowercase swing letters begins on the baseline with an upward swinging motion toward the midline.






① **Swing** up to the midline, ② **down** to the baseline,
③ pick up the pencil, ④ **dot**.

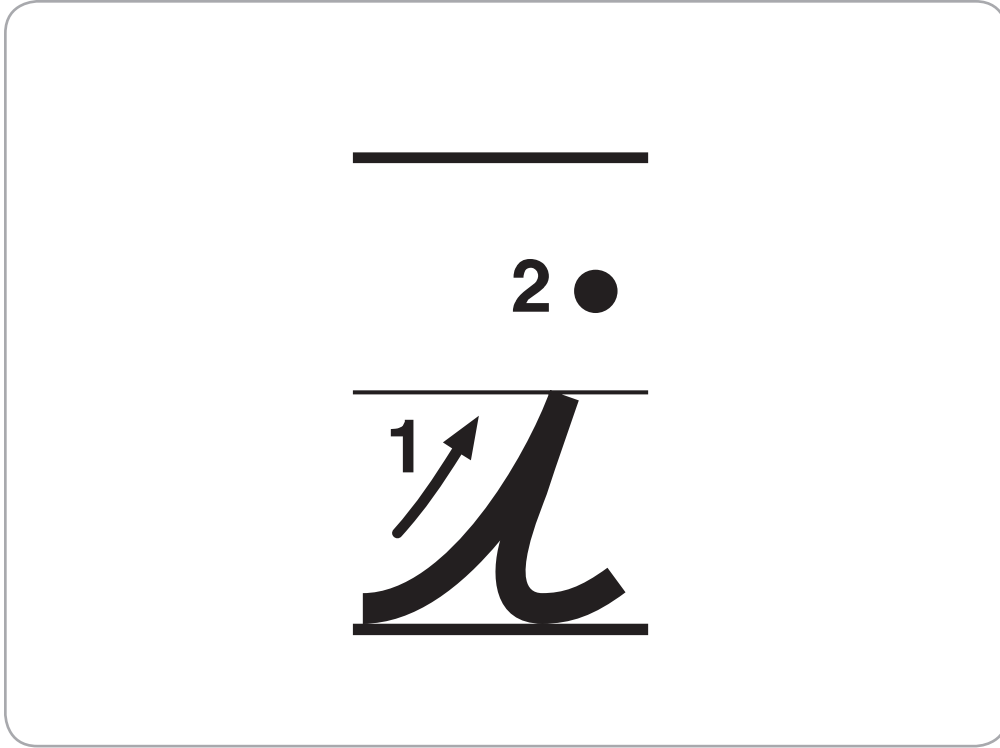
/ĭ-ī-ē-y/



① **Swing tall** to halfway between the midline and the top
line, ② **down** to the baseline, ③ pick up the pencil, ④ **cross**
at the midline.

/t/





i

i

i

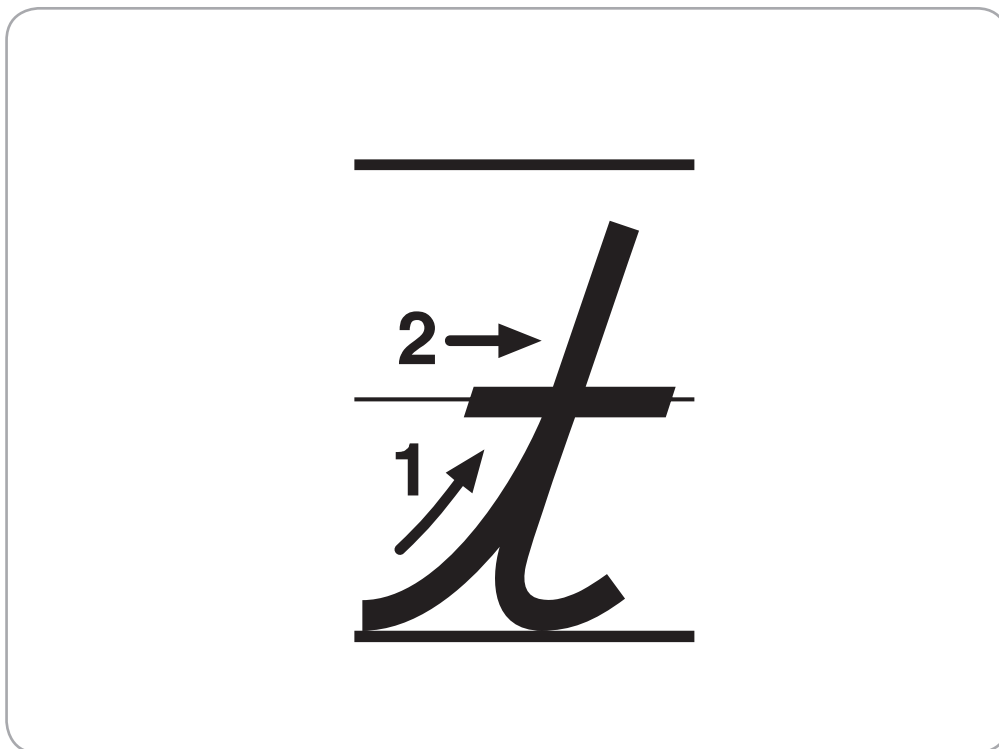
i

i

i

i

i



t

t

t

t

t

t

t

t

PRACTICE 10

did

tag

sit

rag

cat

just

LOOP LETTERS

Each of the uppercase loop letters begins on the baseline, loops up to the top line, and goes down to the midline.






Start at the baseline. ^①**Loop** up to the top line, ^②**down** to the midline, ^③**swing** up to halfway between the midline and the top line, ^④**scoop** around past the baseline, ^⑤**glide** across.



Start at the baseline. ^①**Loop** up to the top line, ^②**down** to the midline, ^③**scoop** around past the baseline, ^④**glide** across.





g

g

g


g

g

g

g

g



PRACTICE 43

Get

Gap

Glad

Stand

Step

Send

NUMBERS

Numbers are written the same in both cursive and manuscript handwriting.




A cursive uppercase letter '7' is shown on a set of three horizontal lines: a top line, a middle line, and a baseline. The letter starts at the top line, goes straight down to the baseline, and has a small loop at the top.

Start at the top line. ^① **Straight** to the baseline.

A cursive uppercase letter '2' is shown on a set of three horizontal lines: a top line, a middle line, and a baseline. The letter starts halfway between the top line and the middle line, circles around to the middle line, slashes down to the baseline, and crosses at the baseline.

Start halfway between the top line and the middle line. ^① **Circle** around to the middle, ^② **slash** down to the baseline, ^③ **cross** at the baseline.





Handwriting practice lines consisting of eight sets of four horizontal lines. Each set begins with a short, slanted line segment on the left side, serving as a guide for the number 7.



2

2

2

2

2

2

2

2