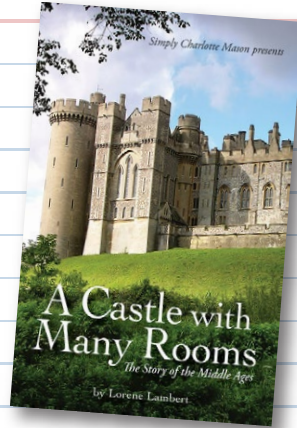


A Castle with Many Rooms

Narration Notecards

by Crystal Lee Hildreth



ISBN 978-1-61634-437-5
90000



9 781616 344375

Book-specific narration prompts for first grade
through high school—at your fingertips!

Narration Notecards: A Castle with Many Rooms: The Story of the Middle Ages
© 2018 by Crystal Hildreth

All rights reserved. However, we grant permission to make printed copies or use this work on multiple electronic devices for members of your immediate household. Quantity discounts are available for classroom and co-op use. Please contact us for details.

Design: Sarah Shafer

ISBN 978-1-61634-437-5 printed

ISBN 978-1-61634-438-2 electronic download

Published by
Simply Charlotte Mason, LLC
930 New Hope Road #11-892
Lawrenceville, Georgia 30045
simplycharlottesmason.com

Printed by PrintLogic, Inc.
Monroe, Georgia, USA

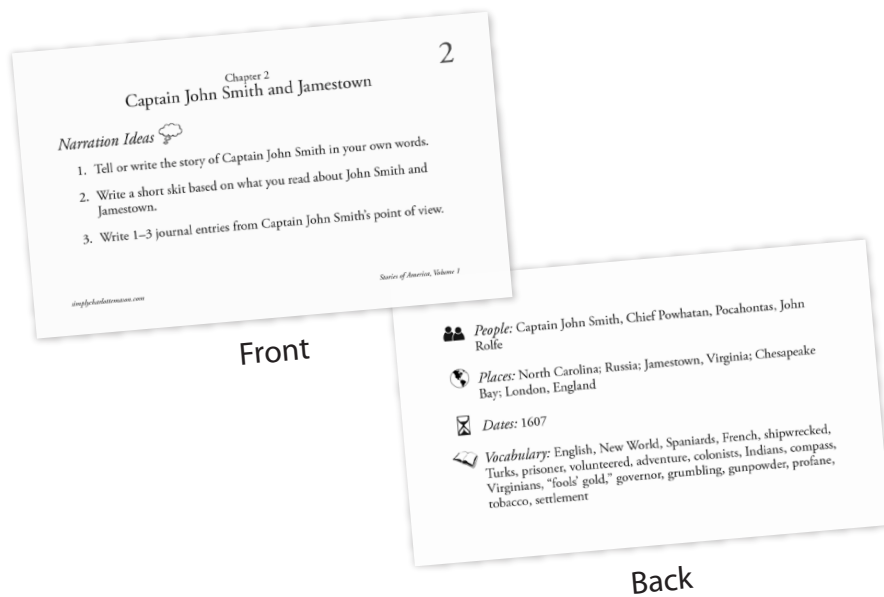
SAMPLE

Narration Notecards

Book-specific narration prompts for first grade through high school—at your fingertips!
Available in two formats

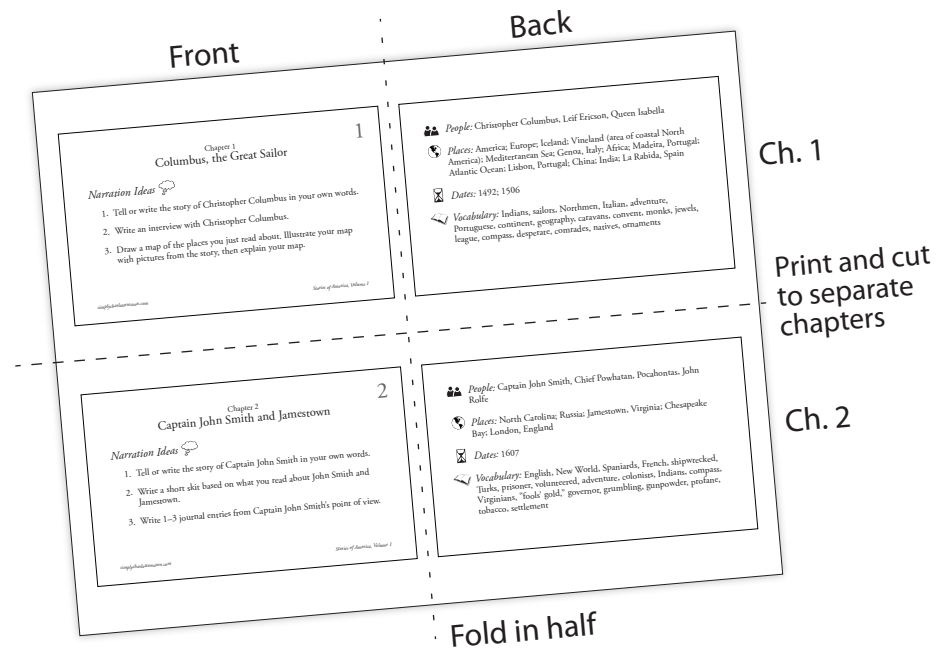
Pre-Printed 3" x 5" cards

You receive 3" x 5" cards printed on both sides. One side features the narration prompts and the other side gives the key people, places, dates, and vocabulary words.



Printable Electronic Download

You receive a PDF with two cards, both fronts and backs, on each 8.5" x 11" page. Print the PDF on regular copy paper or card stock and cut the sheets in half length-wise. (One chapter on the top half, the other chapter on the bottom half.) Fold each chapter's card to place the narration prompts on one side and the key people, places, dates, and vocabulary words on the other side.



How to Use Narration Notecards

1. Read aloud a chapter from the book or assign it as independent reading.
2. Grab the narration notecard for that chapter and select a narration idea from the list on the front or let your student choose one.
3. Give your student the notecard to look at while narrating orally or in writing. The word bank of people, places, dates, and vocabulary on the back will help with spelling and details.

More Narration Notecards Ideas

- Choose a few key words from the back of the notecard to highlight before you read. Write those words in a visible location and instruct your student to listen/read attentively for them. Define the chosen words if necessary.
- Use a map to look up any of the places listed.
- Use the dates to prompt Book of Centuries entries.
- Add any other words from the reading that your student would like to see spelled.

Choosing a Narration Prompt

The narration ideas are listed from easiest to hardest on each card. Select one of the prompts for your student: 1. Beginner, 2. Intermediate, 3. Advanced.

1. Beginner prompts are designed for beginner narrators of all ages. Beginners in grades 1–3 should tell their narrations, not write them. Older beginners should start by telling and can gradually move to writing as they become comfortable.
2. Intermediate prompts are designed for students in grades 4–12 who have had some experience narrating. Narrations should be a variety of written as well as oral. Students at this level can be assigned either the Beginner or Intermediate prompts as desired throughout the year.


3. Advanced prompts are designed for fluent narrators in approximately grades 7–12 who are ready for more. Use Advanced prompts to raise the bar on their narrations as they move into high school, but feel free to assign any prompt on the card as desired. Many narrations will be written; continue to ask for some oral.

Narration Notecards Tips

Important! The narration cards are to be used as a springboard for telling or writing narrations. Please do not burden your young student with insisting that he must use every word on the card.

For students experienced in oral narration, we recommend about

- 1 written narration per week for 4th grade; the rest oral.
- 2 written narrations per week for 5th and 6th grade; the rest oral.
- 3 written narrations per week for 7th and 8th grade; the rest oral.
- 4 written narrations per week for 9th and 10th grade; the rest oral.
- 5 written narrations per week for 11th and 12th grade; the rest oral.




For more narration ideas, refer to
*Your Questions Answered:
Narration*
by Sonya Shafer


Chapter 1
The Long Fall


1


Narration Ideas 

1. Tell all you know about the Goths.
2. “Who could believe that Rome, built upon the conquest of the whole world, would fall to the ground? That the mother herself would become the tomb of the peoples?” Who said this? Tell the story.
3. Describe the condition of the Roman Empire from A.D. 285 to 410.

 *People:* Diocletian, Valens, Alaric, St. Jerome, Attila the Hun, Romulus Augustulus, Odoacer

 *Places:* Danube River; Germany; Europe; Asia; Black Sea; Rome; Africa; Constantinople; Spain; Gaul (France); Ravenna, Italy

 *Dates:* 376; 285; August 9, 378; August 410; 455; 434; 476


 *Vocabulary:* Goths, *Tervingi*, warriors, Huns, Roman Empire, *Germani*, Barbarians, moat, aqueducts, emperors, “First Among Equals,” *Dominus et Deus*, permission, forded, breached, refugees, looting, pillaged, “the Eternal City,” Visigoths, Vandals, Middle Ages

Chapter 2
Justinian the Great


2


Narration Ideas 

1. Tell all you know about Justinian the Great.
2. Write a poem that retells the story about the burning of Constantinople.
3. “Imperial purple is a fine color for a burial shroud.” Who said this? Tell the story of the courageous acts that followed.

 *People:* Constantine, Justinian, Belisarius, John of Cappadocia, Theodora, Hypatius, Theophanes

 *Places:* Rome; Constantinople; Byzantium; Bosphorus Strait; Europe; Asia; Mediterranean Sea; Sea of Marmara; Black Sea; Washington, D.C.

 *Dates:* 600 B.C.; 324; 337; January 10, 532; 527; 525


 *Vocabulary:* empire, ramparts, Golden Horn, arena, Hippodrome, chariot, spectators, Goths, Vandals, barbarians, eliminate, code of law, advisors, executions, refuge, Nika, barricaded, riots, siege, Hagia Sophia, reconstructed, Code of Justinian, Constitution, tribute


Chapter 3
King Arthur and the Saxons


3


Narration Ideas 

1. Tell all you know about King Arthur.
2. “Nima der saxa!” Who said this? Tell the story.
3. Write a ballad about the invasion of Britain in the early Middle Ages (410–600).

 *People:* Honorius, Alaric, Hadrian, Vortigern, Hengist, Horsa, Rowena, Vortimer, King Arthur, Guinevere

 *Places:* Rome; Britannia (Britain); North Sea; Germany; Jutland (Denmark); Sussex; Wessex; East Anglia; Middlesex; Kent, England

 *Dates:* 410; 430; 455; 485; 511; 600


 *Vocabulary:* invasion, Goths, Vandals, Huns, legions, Britons, garrisons, luxuries, Saxons, warriors, immigrants, Jutes, Angles, mercenaries, Picts, Scots, Hadrian’s Wall, treachery, conceal, Dark Ages, folktales, ransomed, Battle of Badon, Excalibur, Camelot, Round Table, mortally, Avalon, Battle of Camlann, invaders


Chapter 4
The Monastery


4


Narration Ideas 

1. Draw a picture illustrating everyday life in a monastery in A.D. 700.
2. “He should first show them in deeds rather than words all that is good and holy.” Who said this? Tell the story.
3. For what purpose were monasteries instituted? Explain in full.

 *People:* Eadfrith of Lindisfarne, Benedict

 *Places:* Britain; Rome; Europe

 *Dates:* 700; 529

 *Vocabulary:* vellum, scriptorium, monks, mudflats, Middle Ages, hermits, disciples, communities, Monte Cassino, Apollo, Rule of Benedict, cell, abbot, prior, lector, cantor, sacrist, possessions, charity, refuge, orphans, missionary, scoundrels, scholarship, scribes, theology, Latin, illuminations, Gospels