



USA HISTORY

Activities Package: The American Civil War



Learning Goals:

- ▶ To understand the factors that led to the war.
- ▶ To understand how the events of the war transpired.
- ▶ To understand the human reality and impact of war.

Product may not be distributed or sold to others without permission from the producer.


ACTIVITIES PACKAGE: THE CIVIL WAR

The American Civil War (1861-1865) turned out to be the bloodiest war in American history. In the end over 620,000 soldiers and civilians would lose their lives. This package will help you understand all the key concepts and events associated with the war.



Follow along with the lecture entitled, "The Coming Crisis," and take the appropriate notes.

1) The 1850s

2) Sectionalism
Definition:


3a) The North
Economy:
Demographics:
Infrastructure:

3b) The South
Economy:
Demographics:
Infrastructure:

4) Slavery and the Economy

5) Opposition to Slavery

ACTIVITIES PACKAGE: THE CIVIL WAR

6) The Underground Railroad

Blank space for notes related to the Underground Railroad.

Free and Slave States



7) The Compromise of 1850

Blank space for notes related to the Compromise of 1850.

8) Bleeding Kansas

Blank space for notes related to Bleeding Kansas.

9) The Dred Scott Decision

Blank space for notes related to the Dred Scott Decision.

10) The Raid on Harper's Ferry

Blank space for notes related to the Raid on Harper's Ferry.





(Slides 11—13) Fill in the correct events on the timeline below:

<u>Election of Lincoln</u> Political Party:	<u>Seven States Secede</u> List:	<u>Fort Sumter</u>	<u>Four More States Secede</u> List:
↓	↓	↓	↓
1860	1860-1861	1861	1861

ACTIVITIES PACKAGE: THE CIVIL WAR

Activity 2: Leadership

Using the internet, or your text, fill in the appropriate information on the leadership of each side.

Northern States		Southern States	
	Name: _____		Name: _____
	President: _____		President: _____
	Main General: _____		Main General: _____
	Capital City: _____		Capital City: _____
			

Activity 3: Resources

Use the online textbook to complete the tasks listed below.

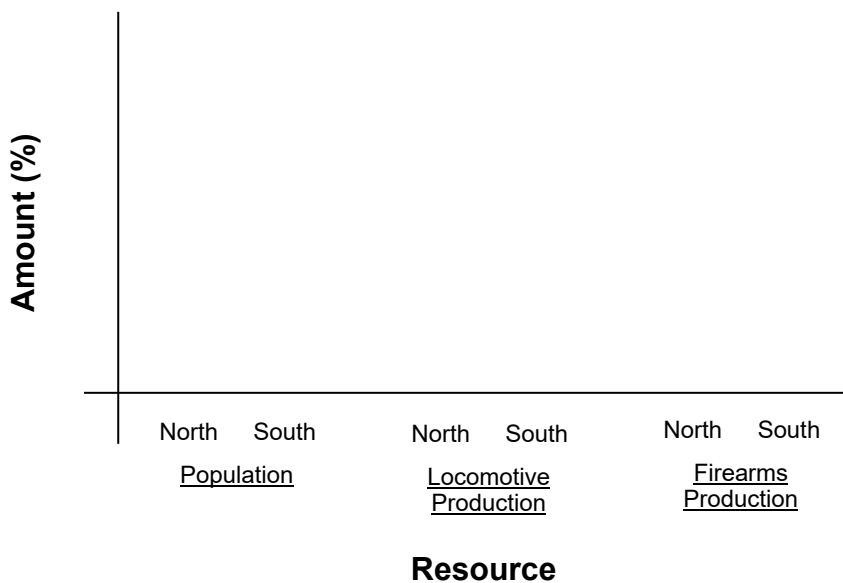
Online Information

Website: ushistory.org/us/33b.asp

Instructions

- Access the website listed to the left and read the section, "33b. Strengths and Weaknesses: North vs. South."

1. Create a graph which compares the resources of the North and South prior to the start of the war.



2. What strengths did the South possess? Make a list below:

Activity 4: Mapping

Continue using the online textbook, chapter 33, "A House Divided," to complete the tasks listed below.

The Union vs. the Confederacy

1. Shade in the following changes with different colors.

- | | |
|---|---|
| <input type="checkbox"/> Union States | <input type="checkbox"/> Border States that remained with the Union |
| <input type="checkbox"/> Confederate States | <input type="checkbox"/> Territories not yet admitted to the Union |



2. Next, use chapter 32e, "The South Secedes," to complete the list to the right.

The "Sides"	
Northern States	Southern States
→ Eg. New York	→ Eg. Virginia

ACTIVITIES PACKAGE: THE CIVIL WAR

Activity 5: Timeline

Using the internet, or the online text (chapters 30 to 34), find the dates for the following events and place them in the correct spot on the timeline below:

- Place the events below in the correct position on the timeline. Be sure to put the year in brackets behind each event on the timeline.

Battles		Political Events	
<ul style="list-style-type: none"> • Gettysburg • Bull Run • Antietam 	<ul style="list-style-type: none"> • Shiloh • Vicksburg • Chattanooga 	<ul style="list-style-type: none"> • Assassination of President Lincoln • Election Lincoln • Dred Scott Decision 	<ul style="list-style-type: none"> • End of the Civil War • Kansas Nebraska Act • Emancipation Proclamation



- View the pictures below and determine which event the image represents. Write the correct event for each picture in the space below.




Hint:

An audience came to watch the battle!




Hint:

The most pivotal battle of the war.



Hint:

Famous individual prior to the war.



Hint:

Occurred two days after the end of the war.

ACTIVITIES PACKAGE: THE CIVIL WAR

Activity 6: The Battles

Using the online text complete the data boxes below for each battle. A chapter is listed in brackets for each battle.

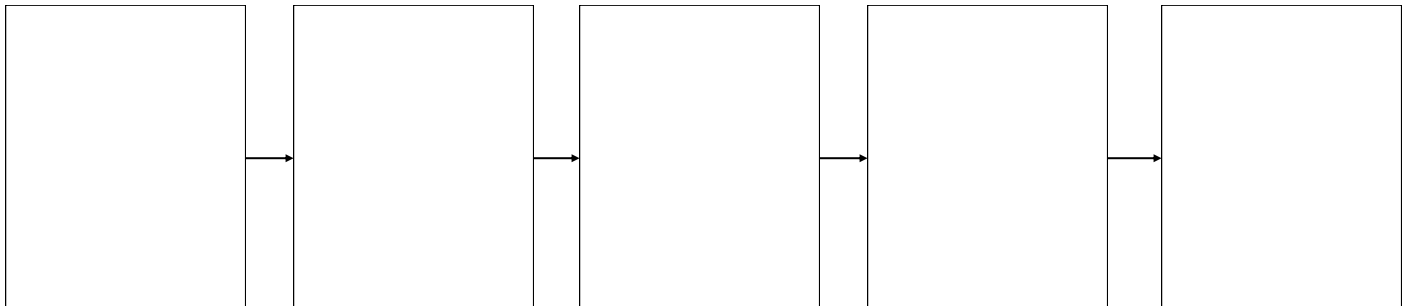
Fort Sumter (33a)	
Year	
Description	
Significant Individuals Involved	
Winner	

Bull Run (33c.)	
Year	
Description	
Significant Individuals Involved	
Winner	

Antietam (33e)	
Year	
Description	
Significant Individuals Involved	
Winner	

Gettysburg (33g)	
Year	
Description	
Significant Individuals Involved	
Winner	

- Using chapter 33h, "Northern Plans to End the War," detail the military strategy or goals of the Northern Army after Gettysburg.



ACTIVITIES PACKAGE: THE CIVIL WAR

Activity 7: Gettysburg

Listen to Lincoln’s famous Gettysburg Address and complete each of the tasks below.

Online Information
Website: YouTube

Instructions

- Complete a YouTube search with the following key words: "Lincoln’s Gettysburg Address—Jeff Daniels."
Listen to the speech and complete the tasks below.

1. Choose a phrase from the speech that you find most moving and explain why.

“ .”

Blank lines for writing an answer to question 1.

2. Why do you think this speech is one of the most famous in USA History?

Blank lines for writing an answer to question 2.

Four score and seven years ago our fathers brought forth on this continent, a new nation, conceived in Liberty, and dedicated to the proposition that all men are created equal.

Now we are engaged in a great civil war, testing whether that nation, or any nation so conceived and so dedicated, can long endure. We are met on a great battlefield of that war. We have come to dedicate a portion of that field, as a final resting place for those who here gave their lives that that nation might live. It is altogether fitting and proper that we should do this.

But, in a larger sense, we can not dedicate -- we can not consecrate -- we can not hallow -- this ground. The brave men, living and dead, who struggled here, have consecrated it, far above our poor power to add or detract. The world will little note, nor long remember what we say here, but it can never forget what they did here. It is for us the living, rather, to be dedicated here to the unfinished work which they who fought here have thus far so nobly advanced. It is rather for us to be here dedicated to the great task remaining before us -- that from these honored dead we take increased devotion to that cause for which they gave the last full measure of devotion -- that we here highly resolve that these dead shall not have died in vain -- that this nation, under God, shall have a new birth of freedom -- and that government of the people, by the people, for the people, shall not perish from the earth.

Abraham Lincoln
November 19, 1863




ACTIVITIES PACKAGE: THE CIVIL WAR

Activity 8: The End

Using the online text 33i, "The Road to Appomattox," complete the tasks listed below.

1. Using the information from chapter 33i create two diary entries from the perspective of General Lee about the final days of the war.

April 2, 1865



Robert E. Lee

April 9, 1865



Robert E. Lee

ACTIVITIES PACKAGE: THE CIVIL WAR

Activity 9: Reconstruction

Continue using the online textbook, chapter 35, "Reconstruction," to complete the tasks listed below.

1. Define the term "reconstruction" in the context of the Civil War.

2. Following the war several amendments were made to the Constitution intended to change the lives of former slaves. Detail these amendments below:


13th Amendment _____

14th Amendment _____

15th Amendment _____

3. President Lincoln did his best to heal the wounds of the nation. However, following his death how did *Radical Republicans* seek to punish the South?

4. Despite losing the war most Southerners refused to grant African-Americans equality. Identify and describe different ways that African-Americans continued to be oppressed following the war.



ACTIVITIES PACKAGE: THE CIVIL WAR

Activity 10: A New Life

Analyze the artwork below and complete each of the tasks.

Quote: "Worse than Slavery"



1. Label who the boxes above represent.
2. What is the central message the artist is trying to communicate in the artwork?

3. Critique the following statement and its connection to the artwork above, "Laws are sometimes needed to impose justice, but they do not change the hearts of humans."
