

# Big Book of Canadian Celebrations

**Grades 1-3**

**Written by Ruth Solski**  
**Illustrated by Ric Ward and S&S Learning Materials**

**ISBN 978-1-55035-849-0**  
**Copyright 2006**  
**Revised September 2006**

**All Rights Reserved \* Printed in Canada**

#### Permission to Reproduce

Permission is granted to the individual teacher who purchases one copy of this book to reproduce the student activity material for use in his/her classroom only. Reproduction of these materials for an entire school or for a school system, or for other colleagues or for commercial sale is **strictly prohibited**. No part of this publication may be transmitted in any form or by any means, electronic, mechanical, recording or otherwise without the prior written permission of the publisher. "We acknowledge the financial support of the Government of Canada through the Book Publishing Industry Development Program (BPIDP) for this project."

Published in Canada by:  
S&S Learning Materials  
15 Dairy Avenue  
Napane, Ontario  
K7R 1M4  
[www.sslearning.com](http://www.sslearning.com)


© S&S Learning Materials

# Table of Contents


<b>All About This Book</b> .....	4	Navaratri and Dussehra .....	42
<b>September</b> .....	5	Navaratri and Dussehra Worksheet.....	44
Back to School Fun .....	6	Halloween .....	45
September Songs .....	6	Halloween Reading.....	48
September Poems .....	6	Halloween Stories.....	49
All About My School .....	7	Colouring Activity.....	50
Back to School Listening #1 .....	8	Happy Halloween Words .....	51
Back to Listening #2.....	9	Happy Halloween Reading.....	52
Back to School Listening #3.....	10	<b>November</b> .....	53
Back to School Listening #4.....	11	Diwali – The Festival of Lights.....	54
Back to School Colours .....	12	Diwali – The Festival of Lights.....	55
Back to School Word Search .....	13	Diwali – The Festival of Lights.....	56
Celebrate Labour Day.....	14	Remembrance Day .....	57
Work Places .....	15	Remembrance Day Sounds .....	59
Happy Labour Day .....	16	Remembrance Day Thoughts.....	60
Grandparents’ Day.....	17	Remembrance Day Thinking.....	61
My Grandfather .....	19	Remembrance Day Story.....	62
My Grandmother .....	20	<b>December</b> .....	63
The Autumn Equinox .....	21	Hanukkah .....	64
Skippy’s Story .....	22	Hanukkah .....	66
The International Day of Peace.....	23	Hanukkah Sounds .....	67
A Pinwheel for Peace .....	24	The Winter Solstice .....	68
Rosh Hashanah and Yom Kippur.....	25	A Winter Tale.....	70
Digraph “Sh” .....	27	What Happens in the Wintertime? .....	71
Rosh Hashanah Treats .....	28	Snowy Word Search.....	72
<b>October</b> .....	29	Saint Lucia Day.....	73
Apples .....	30	Saint Lucia Day.....	74
All About Apples .....	32	A Canadian Christmas.....	75
The Story of Johnny Appleseed.....	33	Writing a Letter to Santa.....	77
Sukkot .....	35	Christmas Couplets .....	78
A Jewish Harvest Festival .....	36	Christmas Reading .....	79
A Canadian Thanksgiving.....	37	Kwanzaa.....	80
Fruits and Vegetables .....	39	Kwanzaa Kinara.....	81
Tom Turkey’s Sounds .....	40		
What is a Turkey? .....	41		

<b>January</b> .....	82
Happy New Year!.....	83
Guess What's New Today? .....	84
Ukrainian Christmas .....	85
Legend of the Christmas Spider .....	87
The Quebec Winter Carnival .....	88
Bonjour Bonhomme! .....	89
The Chinese New Year .....	90
The Chinese New Year Reading .....	91
<b>February</b> .....	92
Groundhog Day .....	93
Groundhog Reading .....	95
Gloria Groundhog's Reading.....	96
Wiarthon Willie's Sounds .....	97
Black History Month .....	98
All About Harriet Tubman .....	100
Blend review .....	101
Valentine's Day .....	102
Happy Valentine's Day .....	104
Will you be my Valentine?.....	105
Fun With Valentine Words! .....	106
Listening For Valentine Sounds .....	107
<b>March</b> .....	108
St. Patrick's Day .....	109
Meet the Spud.....	110
Happy St. Patrick's Day .....	111
It's Maple Syrup Time .....	112
Rhyming Words.....	113
Story Writing .....	114
Maple Syrup Booklet .....	115
Spring Equinox.....	116
Welcome to Spring .....	117
All About Spring Booklet.....	118
All About Spring Booklet.....	119

<b>April</b> .....	120
April Fool's Day .....	121
My Joke Book .....	122
Easter .....	123
Easter Sounds .....	125
Easter Bunny Riddles .....	126
Easter Bunny's Sounds .....	127
Easter Bunny's Word Search.....	128
Pesach or Passover .....	129
Classifying Information.....	131
Passover Reading.....	132
<b>May, June, July, August</b> .....	133
Mother's Day.....	134
Making a Gift Certificate .....	135
Victoria Day .....	136
Fire! Fire! .....	137
Father's Day.....	138
Making a Gift Certificate .....	139
La Fête de la Saint-Jean-Baptiste .....	140
St. Jean Baptiste Festival .....	141
Canada Day.....	142
Writing About Canada.....	143
The Canadian Flag.....	145
Caribana Festival .....	145
The Caribana Festival Syllables.....	146
<b>Answer Key</b> .....	147



# September



September brings you back to a new school year and eager young students. There are seven special events and celebrations in this month. They are Labour Day, the first week of school, Grandparents' Day, The Autumn Equinox, The International Day of Peace, Rosh Hashanah and Yom Kippur.

- For some of these themes you will find information for each special event, teaching suggestions, songs, poems and useful reproducible activities.
- The ***Back to School*** section will have poems and songs related to school and the month of September. Reproducibles review many previously learned skills and could be used to test student recall.
- Learn about community workers and parents' jobs by discussing ***Labour Day*** even after it has been celebrated. This section provides information, activities, ideas and reproducibles involving the skills of classifying and creative writing.
- ***Grandparents' Day*** is an exciting event for your students. You will find information pertaining to the day, activities, poems, teaching ideas, ways to say Grandmother and Grandfather in other languages and two reproducible creative writing worksheets.
- A good time to discuss the ***Autumn Equinox*** is on September 22 or 23 which will lead to watching for the signs of Autumn and all its changes. This section contains information, a bulletin board idea, a poem, teaching ideas and a reproducible activity on classification.
- Celebrate the ***International Day of Peace*** by using the information provided, the teaching ideas and the reproducible art activity.
- ***Rosh Hashanah*** and ***Yom Kippur*** are two important religious celebrations in which Jewish people all over the world participate. Implement the information provided, the Jewish story called "The Coronation", teaching ideas and the reproducible activities on the "sh" digraph and the skill of using context clues to complete sentences of a story.
- Further ideas and activities on these themes may be found in the the following books published by S&S Learning Materials.

First Days at School	Grade 1	SSC1-32
Back to School	Grades 2-3	SSC1-33
Autumn Wonders	Grade 1	SSM1-08
Autumn in the Woodlot	Grades 2-3	SSM1-03
September	Grades JK-SK	T1-07A
September	Grades 1	T1-07B
September	Grades 2-3	T1-07C

## September Songs

### *I Am Special*

*Tune – “Up on the Housetop”*

I am special look at me.  
I can run and climb a tree.  
I can sing and read a book.  
I am growing come and look.  
Oh! Oh! Oh! Watch me grow!  
Oh! Oh! Oh! Don't be slow!  
I am special yes siree.  
I'm as special as can be.



### *Good-bye Summer – Hello Fall*

*Tune – “Twinkle, Twinkle Little Star”*

Good-bye summer,  
Hello Fall.  
Summer memories we'll recall.  
School bells ringing.  
Soon we'll hear,  
Children coming far and near.  
Good-bye summer, Hello fall.  
Time has come to heed the call

### *Little Children*

*Tune – “This Old Man”*

Little children in J.K.  
Play in water and sand all day.  
With shovels, pails and sifters too  
There are lots of things to do.

Little children in S.K.  
Cut and paste and model clay.  
With crayons, scissors and sticky glue.  
There are lots of things to do.

Little children in Grade One.  
They count numbers and have fun.  
With sticks and numbers and fingers too.  
There are lots of things to do.

Little children in Grade Two.  
Read and write new stories for you.  
With papers, pencils, computers too.  
There are lots of things to do.

Little children in Grade Three.  
Science, Math and History  
With maps and globes and charting too.  
There are lots of things to do.



## September Poems

### *School Days*

The alarm clock rings,  
You open your eyes.  
The day begins,  
You have to rise.

Brush your teeth,  
And comb your hair.  
Brand new things,  
For you to wear.

Look both ways,  
You cross the street.  
Get on the bus,  
You find a seat.

Today is the day,  
That school begins.  
You can hardly wait,  
To meet your friends.


The school bell rings,  
You open the door.  
Another school year.  
Begins once more.

### *It's That Time*

Buy a new school bag.  
Buy new clothes  
Buy new shoes.  
I can't wear those.  
Making lunches.  
Making a friend.  
Making projects.  
It's that time again.


### *September*

A road like brown ribbon  
A sky that is blue  
A forest of green  
With that sky peeping through  
Asters, deep purple,  
A grasshopper's call  
Today it is summer.  
Tomorrow is fall.




# Back to School Colours


Colour each picture neatly with the correct colour.




blue




red




yellow




purple



brown



orange



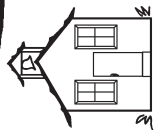
black




green



grey



# Back to School Word Search



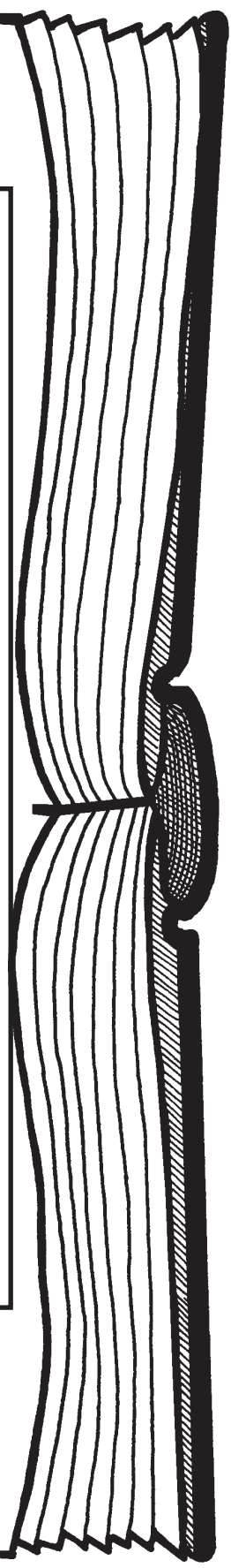
Look in the word search to find things that belong in a classroom.

There are 15 things. Circle each one.

- pencil
- desks
- tables
- flag
- paper
- teacher
- chalkboard
- paint


C	h	a	z	z	f	r	j	a	j	m	s	h	d	l	y	t	f	c	z	l	s	r	p	c	j	j	t	x	d	l	y	j	f																				
h	x	d	c	h	j	b	m	l	v	b	k	t	e	r	e	k	h	x	d	f	i	p	b	h	v	v	b	k	t	e	r	e	k	h	x	d	c	h	j	b	m	l	v	b	k	t	e	r	e	k			
v	f	i	f	i	p	l	h	v	v	h	s	r	a	p	p	z	v	f	i	f	i	p	l	h	v	v	h	s	r	a	p	p	z	v	f	i	f	i	p	l	h	v	v	h	s	r	a	p	p	z			
d	k	o	v	i	g	w	v	y	b	h	i	e	g	z	z	d	k	o	v	i	g	w	v	y	b	h	i	e	g	z	z	d	k	o	v	i	g	w	v	y	b	h	i	e	g	z	z						
a	k	o	k	v	d	s	e	s	k	s	s	c	h	l	a	z	p	a	k	o	k	v	d	s	e	s	k	s	s	c	h	l	a	z	p	a	k	o	k	v	d	s	e	s	k	s	s	c	h	l	a	z	p
b	u	t	k	v	m	s	g	g	i	s	k	q	a	s	w	b	u	t	k	v	m	s	g	g	i	s	k	q	a	s	w	b	u	t	k	v	m	s	g	g	i	s	k	q	a	s	w						
l	k	p	t	m	t	j	o	a	m	s	l	f	o	x	l	e	w	l	k	p	t	m	t	j	o	a	m	s	l	f	o	x	l	e	w	l	k	p	t	m	t	j	o	a	m	s	l	f	o	x	l	e	w
a	z	z	f	r	j	a	j	m	s	h	d	l	y	a	b	m	a	z	z	f	r	j	a	j	m	s	h	d	l	y	a	b	m	a	z	z	f	r	j	a	j	m	s	h	d	l	y	a	b	m			
y	n	q	i	t	q	t	p	g	f	f	n	u	a	u	m	y	n	q	i	t	q	t	p	g	f	f	n	u	a	u	m	y	n	q	i	t	q	t	p	g	f	f	n	u	a	u	m						
c	h	q	l	n	a	q	p	g	m	f	n	u	w	u	m	c	h	q	l	n	a	q	p	g	m	f	n	u	w	u	m	c	h	q	l	n	a	q	p	g	m	f	n	u	w	u	m						
c	h	t	i	i	a	q	g	g	m	f	n	u	w	z	b	c	h	t	i	i	a	q	g	g	m	f	n	u	w	z	b	c	h	t	i	i	a	q	g	g	m	f	n	u	w	z	b						
n	u	t	c	a	o	q	t	e	a	c	h	e	r	z	b	n	u	t	c	a	o	q	t	e	a	c	h	e	r	z	b	n	u	t	c	a	o	q	t	e	a	c	h	e	r	z	b						
n	u	z	n	p	o	g	g	i	m	a	k	u	r	z	b	n	u	z	n	p	o	g	g	i	m	a	k	u	r	z	b	n	u	z	n	p	o	g	g	i	m	a	k	u	r	z	b						
n	u	z	e	h	j	f	l	a	g	a	k	u	r	e	s	n	u	z	e	h	j	f	l	a	g	a	k	u	r	e	s	n	u	z	e	h	j	f	l	a	g	a	k	u	r	e	s						
h	x	z	p	h	j	b	m	l	s	a	k	t	r	e	k	h	x	z	p	h	j	b	m	l	s	a	k	t	r	e	k	h	x	z	p	h	j	b	m	l	s	a	k	t	r	e	k						
h	x	d	c	h	j	b	m	l	v	b	k	t	e	r	e	k	h	x	d	c	h	j	b	m	l	v	b	k	t	e	r	e	k	h	x	d	c	h	j	b	m	l	v	b	k	t	e	r	e	k			
h	x	d	f	i	p	b	h	v	v	b	k	t	e	r	e	k	h	x	d	f	i	p	b	h	v	v	b	k	t	e	r	e	k	h	x	d	f	i	p	b	h	v	v	b	k	t	e	r	e	k			
v	f	i	f	i	p	l	h	v	v	h	s	r	a	p	p	z	v	f	i	f	i	p	l	h	v	v	h	s	r	a	p	p	z	v	f	i	f	i	p	l	h	v	v	h	s	r	a	p	p	z			
v	f	i	v	i	p	l	h	v	v	b	h	r	r	a	p	p	z	v	f	i	v	i	p	l	h	v	v	b	h	r	r	a	p	p	z	v	f	i	v	i	p	l	h	v	v	b	h	r	r	a	p	p	z
d	k	o	v	i	g	w	v	y	b	h	i	e	g	z	z	d	k	o	v	i	g	w	v	y	b	h	i	e	g	z	z	d	k	o	v	i	g	w	v	y	b	h	i	e	g	z	z						
r	s	c	i	s	s	o	r	s	d	m	h	a	u	g	z	p	r	s	c	i	s	s	o	r	s	d	m	h	a	u	g	z	p	r	s	c	i	s	s	o	r	s	d	m	h	a	u	g	z	p			
a	k	o	k	v	d	s	e	s	k	s	s	c	h	l	a	z	p	a	k	o	k	v	d	s	e	s	k	s	s	c	h	l	a	z	p	a	k	o	k	v	d	s	e	s	k	s	s	c	h	l	a	z	p
o	u	t	k	v	m	s	g	g	i	s	k	q	a	s	w	o	u	t	k	v	m	s	g	g	i	s	k	q	a	s	w	o	u	t	k	v	m	s	g	g	i	s	k	q	a	s	w						
b	u	t	m	t	m	n	g	g	i	k	k	q	a	s	w	b	u	t	m	t	m	n	g	g	i	k	k	q	a	s	w	b	u	t	m	t	m	n	g	g	i	k	k	q	a	s	w						
l	k	p	t	m	t	j	o	a	m	s	l	f	o	x	l	e	w	l	k	p	t	m	t	j	o	a	m	s	l	f	o	x	l	e	w	l	k	p	t	m	t	j	o	a	m	s	l	f	o	x	l	e	w
a	z	z	f	r	j	a	j	m	s	h	d	l	y	a	b	m	a	z	z	f	r	j	a	j	m	s	h	d	l	y	a	b	m	a	z	z	f	r	j	a	j	m	s	h	d	l	y	a	b	m			
h	a	z	z	f	r	j	a	j	m	s	h	d	l	y	a	b	m	h	a	z	z	f	r	j	a	j	m	s	h	d	l	y	a	b	m	h	a	z	z	f	r	j	a	j	m	s	h	d	l	y	a	b	m
c	h	z	l	f	r	p	r	j	j	t	x	d	l	y	t	f	c	h	z	l	f	r	p	r	j	j	t	x	d	l	y	t	f	c	h	z	l	f	r	p	r	j	j	t	x	d	l	y	t	f			

- crayons
- shelves
- books
- chairs
- scissors
- glue
- chalk





# Celebrate Labour Day!



## Teacher Information:

Labour Day is a special day held on the first weekend in September. It is held to honour all kinds of workers.

Many years ago labourers or workers had to work long hours each day at their jobs. Labourers were poorly paid and often their jobs were dangerous as there were no safety rules. In those days there were no unions set up to protect the rights of the labourers. Unions were illegal and workers would be arrested and put in jail if they talked about or tried to form one. A union is a group of people elected by the labourers to protect their rights.

In 1872, a group of printers, in Toronto, went out on strike because they felt their bosses treated them unfairly and they wanted to form a union to speak for them. Since they were breaking the law, some of the strikers were put in jail. This made the people march in a big parade to the government buildings and protest loudly.

The strikers were set free and the government made a law that said unions were now legal and they could be formed by the workers. Today people from all kinds of jobs celebrate this freedom with picnics, meetings and parades on Labour Day.

## Activities:

- Even though your class won't be in school on Labour Day they should be informed of its importance and how it came to be. Use the information provided to help lead a discussion.
- Discuss the types of jobs held by family members. List their jobs on the chalkboard or on chart paper.
- Display pictures of labourers on a bulletin board entitled "Happy Labour Day". Label the pictures and display poems and books related to workers.
- Read stories about different labourers such as *Curious George at the Fire Station*; *Curious George Visits a Police Station*; *Curious George and the Dump Truck*; *Curious George Takes a Job*; *The Berenstain Bears on the Job*; *The Fire Station* by Robert Munsch.
- Use one of the following reproducible activities as a follow-up to the discussion.
- Invite parents with particular jobs to your classroom to speak about their work.
- Visit a place of employment such as a firehall, police station, factory or retail store.
- Discuss the types of jobs your students might work at when they grow up.
- Have your own Labour Day Parade. Each student will make a picture of his/her favourite labourer. The picture should be attached to a stick or a straw. The class will parade around the school holding up their pictures while cheering "Happy Labour Day."