

**SPECTRUM**<sup>®</sup>

GRADE


**1**

# Language Arts



## Focused Practice for Language Arts Mastery

- Parts of speech
- Grammar and usage
- Capitalization and punctuation
- Writer's guide
- Answer key



# Chapter I Grammar

## Lesson I.1 Common and Proper Nouns

A **common noun** names a person, place, or thing.

girl (person)      school (place)      pen (thing)

A **proper noun** names a special person, place, or thing. A proper noun starts with a capital letter.

**D**ego goes to **D**avis **E**lementary.

**A**bbey has a dog named **M**ilo.

When will you move to **T**exas?



### Complete It

Finish each sentence below. Use a common noun from the box.

buddy

park

ball

bench

1. Today, Leo and I went to the \_\_\_\_\_.

2. He is my \_\_\_\_\_.

3. We played catch with my \_\_\_\_\_.

4. We sat on a \_\_\_\_\_ to drink our juice.



### Tip

The words **a**, **an** and **the** can help you find nouns.

**a** swing

**an** orange

**the** moon

# Lesson 1.1 Common and Proper Nouns

## Identify It

Look at each word in the box. If it is a proper noun, write it under **Proper Nouns**. If it is a common noun, write it under **Common Nouns**.

man  
Ben

teacher  
New York

book  
Anna

Long's Toy Store  
farm

**Proper Nouns**

---



---



---



---

**Common Nouns**

---




---



---



---



**Lesson 1.1** Common and Proper Nouns**Sam****Miles****Amina****Rewrite It**

Rewrite each sentence. Use a capital letter for each proper noun.

1. jess will go to dalton library today.

---

2. mrs. ling works at green valley hospital.

---

3. ted made a left turn on main street.

---

**Try It**

Make a list of three proper nouns from your life. You can use names of people you know. You can use places you visit. Make sure to start each one with a capital letter.

---

---

---

**Lesson 1.2** Verbs

**Verbs** are action words. They tell what happens in a sentence.

Jamal **drops** the ball. Mia **laughs** at the joke. Tim **sets** the table.

**Identify It**

Underline the verb in each sentence.



1. Imani and Kate jump rope.
2. Imani counts.
3. Kate trips on the rope.
4. Imani helps her friend.

**Try It**

Write another sentence about Imani and Kate. Underline the verb you use.

---

**Lesson 1.2** Verbs**Rewrite It**

Rewrite each sentence. Change each underlined verb to a new verb. Choose from the verbs in the box.

**trims****sings****draws****bikes****walks****swims****reads**

1. Nico skates every Friday.

---

2. Ava runs home from school.

---

3. Tess dances in her room.

---

4. Jon climbs the trees in his yard.

---



## Review

A **common noun** names a person, place, or thing.

baby

park

library

car

A **proper noun** names a special person, place, or thing. It starts with a capital letter.

Danny

Lena

Florida

Baxter Hospital

A **verb** can be an action word. It tells what happens in a sentence.

eat

swim

clap

paint

### Putting It Together

Read the sentences. Look at each underlined word. Write **CN** for **common noun** or **PN** for **proper noun**.

1. \_\_\_\_\_ Erik likes to play baseball.



2. \_\_\_\_\_ He moved here from Ohio.



3. \_\_\_\_\_ His brother plays, too.

4. \_\_\_\_\_ Ty gave Erik his old mitt.




5. \_\_\_\_\_ They will go to a game at Blick Stadium.

**Review**

Circle the verb that completes each sentence.

1. Zack and Nora (dropped, gave) Aunt Kerry a treat.
2. They (lost, baked) muffins.
3. Zack (ate, drew) her a picture.
4. Nora (picked, threw) a bunch of flowers.
5. Aunt Kerry (sat, hugged) Zack and Nora.
6. They (rode, hopped) their bikes home.





## Lesson 1.3 Pronouns

A **pronoun** is a word that can take the place of a noun.


Ella paints a picture.

**She** paints a picture.

Omar and I like to draw.

**We** like to draw.

The words **I, me, you, he, she, him, her, it, we, us, they, and them** are pronouns.



### Match It

Draw a line to match each word or words on the left with a pronoun on the right.

Ann

he

the crayon

they

Ben

it

Mom and Dad

she

### Try It

Write one sentence using a noun. Then, rewrite it using a pronoun.

---



---

## Lesson 1.3 Pronouns

### Complete It

Read the story. Fill in each blank. Use the pronouns in the box. Make sure to start each sentence with a capital.

my	I	them	they
he	me	she	it



I love to make art. \_\_\_\_\_ hang up all my paintings in my room. Mom painted one wall with special paint.

\_\_\_\_\_ said I can draw right on the wall!

\_\_\_\_\_ little brothers like it, too. \_\_\_\_\_ draw

while I am at school. Mom said I should let \_\_\_\_\_. Jake

drew a dinosaur for \_\_\_\_\_. I think \_\_\_\_\_ is

pretty cool. \_\_\_\_\_ wants to be an artist, too!

## Lesson 1.4 Adjectives

An **adjective** is a word that describes a noun. It tells more about a noun. Adjectives can answer the question **What kind?**


the **yellow** duck    the **hard** rock    the **shiny** penny

### Identify It

Circle the adjective in each sentence. Make a line under the noun it tells about.

Example: Samir has brown eyes.

1. Jada picked the pink roses.
2. A tiny bee buzzed around the garden.
3. Meg planted the green sprouts.
4. She wiped off her dirty hands.
5. Lex looked up at the tall sunflower.
6. What a hot day!



### Tip

More than one adjective can tell about a noun.

**three pink** pigs    the **shiny, red** berries    the **soft, cozy** blanket