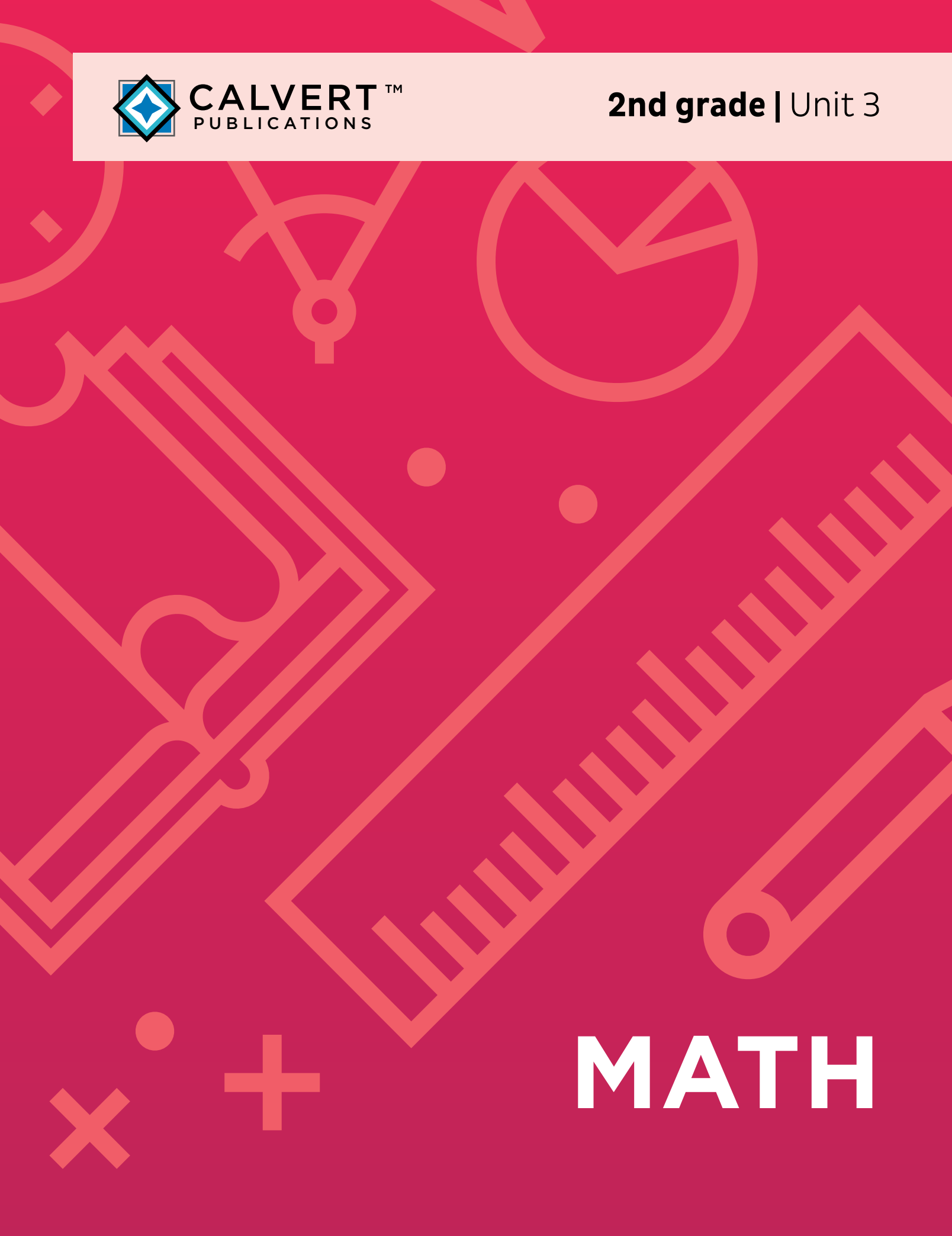




CALVERT™
PUBLICATIONS

2nd grade | Unit 3



MATH

ADD WITH CARRYING TO THE TENS PLACE

MATH 203

Introduction | **3**

1. Number Line 5

Story Problems | **7**

Self Test 1 | **12**

Place Value | **9**

2. Addition with Carry 14

Measurements | **17**

Patterns | **24**

Subtract 2-Digit Numbers | **21**

Self Test 2 | **25**

3. Money 27

Add or Subtract Money | **28**

Flat Shapes | **32**

Skill Builders | **29**

Self Test 3 | **35**

4. Facts 37

A.M. and P.M. | **39**

Self Test 4 | **44**

Skip Counting | **42**

5. Place Value 46

Addition with Carry | **47**

Rounding | **53**

Number Words | **48**

Self Test 5 | **55**

Fractions | **51**

Test | **Pullout**

Author:

Carol Bauler, B.A.

Editor:

Alan Christopherson, M.S.

Media Credits:

Page 3: © TanyaZima, iStock, Thinkstock.



804 N. 2nd Ave. E.
Rock Rapids, IA 51246-1759

© 2019 Glynlyon, Inc. All rights reserved.

ADD WITH CARRYING TO THE TENS PLACE



Learn with our friends! They'll guide you through the workbooks and keep the scores for you.



Objectives

Read these objectives. They will tell what you will be able to do when you have finished this workbook.

1. I can add and subtract on a number line.
2. I can learn place value for hundreds.
3. I can add with carrying to tens place.
4. I can learn the meaning of standard measurements.
5. I can measure to the half-inch.
6. I can learn the value of dollars.
7. I can add and subtract dollars and cents.
8. I can draw flat shapes.
9. I can learn the meaning of a.m. and p.m.
10. I can round numbers to the nearest 10.

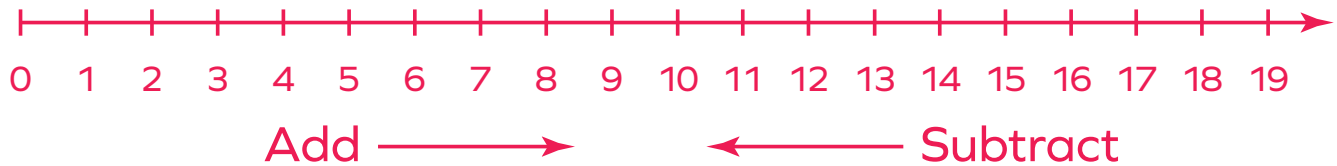


1. NUMBER LINE

We can add and subtract on a number line.



Follow the instructions. Write the answer after each move.



1.1

Put your pencil on the number line at 7.

Add 5 _____, subtract 3 _____, add 2 _____.

Where did you end? _____

Put your pencil on the number line at 2.

Add 9 _____, subtract 4 _____, add 8 _____.

Where did you end? _____

Begin at four. Add two _____, subtract five _____, add seven _____.

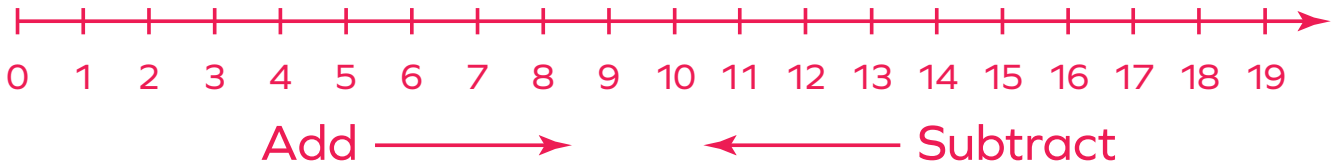
Where did you end? _____

Begin at twelve. Add five _____, subtract eight _____, add zero _____.

Where did you end? _____



Use the number line to find the answer.



1.2

$9 - 4 + 3 = \underline{\hspace{2cm}}$

$18 - 3 + 2 - 5 = \underline{\hspace{2cm}}$

$6 + 4 - 3 = \underline{\hspace{2cm}}$

$14 + 1 - 8 + 3 = \underline{\hspace{2cm}}$

$13 - 2 + 6 = \underline{\hspace{2cm}}$

$2 - 1 + 8 - 0 = \underline{\hspace{2cm}}$

$4 + 8 - 3 = \underline{\hspace{2cm}}$

$4 + 5 + 6 - 7 = \underline{\hspace{2cm}}$


$5 - 2 + 11 = \underline{\hspace{2cm}}$

$8 - 2 - 4 + 6 = \underline{\hspace{2cm}}$

Seven plus four minus two equals $\underline{\hspace{2cm}}$.

Nineteen minus six plus four equals $\underline{\hspace{2cm}}$.

Four plus eight minus five equals $\underline{\hspace{2cm}}$.



Story Problems



Read the story. Work the problem.

You may need to add or subtract.

1.3



Jeremy had 12 toy cars.

He received 2 new ones for his birthday.

He gave 3 cars to his brother.

How many cars does Jeremy have now? _____



Katie earned 8 dimes on Monday.

She used 4 dimes to buy a soda.

She earned 3 more dimes on Friday.

How many dimes does Katie have now? _____



Patty walked 5 blocks to the store.

She walked 3 blocks to her friend's house.

She walked 8 blocks home.

How many blocks did Patty walk altogether? _____



Jason had 18 baseball cards.

He gave 4 to Mark and 5 to Allen.

How many baseball cards does Jason have now? _____



Match.

1.4

32 ▶

12 ▶

156 ▶

132 ▶

165 ▶

102 ▶

92 ▶

◀ one hundred fifty-six

◀ thirty-two

◀ one hundred sixty-five

◀ twelve

◀ one hundred thirty-two

◀ ninety-two

◀ one hundred two



Circle the number ...

1.5

in the ones place.

1 3 2

5

1 7 0

5 6

in the tens place.

1 0 5

1 3

8 4

1 7 5

in the hundreds place.

1 5 1

1 8 0

1 0 4

2 0 0

Place Value


- You will need counters for ones, tens, and hundreds.

We write how many hundreds, tens, and ones.

134 has 1 hundreds + 3 tens + 4 ones.

We show the value of each number symbol.

134 is equal to 100 + 30 + 4.



1.6 Write how many. Write the value of each number symbol.

123 has _____ hundreds + _____ tens + _____ ones.

123 is equal to _____ + _____ + _____.

107 has _____ hundreds + _____ tens + _____ ones.

107 is equal to _____ + _____ + _____.

146 has _____ hundreds + _____ tens + _____ ones.

146 is equal to _____ + _____ + _____.

1.7 Write how many. Write the value.

150 has _____ hundreds + _____ tens + _____ ones.

150 is equal to _____ + _____ + _____ .

32 has _____ hundreds + _____ tens + _____ ones.

32 is equal to _____ + _____ + _____ .

4 has _____ hundreds + _____ tens + _____ ones.

4 is equal to _____ + _____ + _____ .

1.8 Write the numbers before and after.

_____ 69 _____ _____ 46 _____

_____ 168 _____ _____ 32 _____

_____ 109 _____ _____ 2 _____

_____ 120 _____ _____ 153 _____

_____ 9 _____ _____ 149 _____

_____ 167 _____ _____ 190 _____

1.9 Write the numbers in number order. Then write the place value of the 1 in each number (1s , 10s, or 100s).

132 18 41 100 71 1 158

1.10 Listen and write in numbers.

1.11 Listen and write in number words.



Write the letters on the blanks.

1.12

The sixth letter is N.

The third letter is E.

The tenth letter is D.

The fifth letter is U.

The first letter is O.

The seventh letter is D.

The fourth letter is H.

The ninth letter is E.

The eighth letter is R.

The second letter is N.



Before you take the Self Test, study what you have read and done. The Self Test will check what you remember.

SELF TEST 1

Each answer = 1 point



1.01 Add and subtract.

$3 + 5 - 2 = \underline{\quad\quad\quad}$

$18 - 5 - 4 + 2 = \underline{\quad\quad\quad}$

$15 - 4 + 6 = \underline{\quad\quad\quad}$

$6 - 2 + 8 - 0 = \underline{\quad\quad\quad}$

1.02 Write how many. Write the value.

132 has hundreds + tens + ones.

132 is equal to + + .

107 has hundreds + tens + ones.

107 is equal to + + .

47 has hundreds + tens + ones.

47 is equal to + + .

1.03 Listen and write in numbers.

1.04 Listen and write in number words.



Teacher Check

Initial Date



My Score



TM

CALVERT
PUBLICATIONS

804 N. 2nd Ave. E.
Rock Rapids, IA 51246-1759

877-878-8045
www.calverteducation.com

CM0203 - Jun '19 Printing

ISBN 978-0-7403-3943-1



9 780740 339431