



**CALVERT™**  
PUBLICATIONS

**2nd grade | Unit 7**



# LANGUAGE ARTS

# POSSESSIVE NOUNS

## LANGUAGE ARTS 207

Introduction |4

### 1. Section One ..... 6

Writing - Friendly Letters |7

Spelling Words 7-1 (Soft c and g, z sound of s) |12

The Dictionary - Pronunciation Key |13

Phonics - Different Consonant Sounds |16

English - Review Parts of Speech |22

Writing - Parts of a Friendly Letter |27

Phonics - Silent Consonants *g, gh, b, s, l* |34

English - Possessive Nouns |37

Self Test 1 |40

### 2. Section Two ..... 44

Spelling Words 7-2 (Silent Consonants) |45

Writing - Parts of a Letter |46

Writing - Your Address |49

Phonics - Silent Consonants *g, k, h, w* |53

English - Review Possessive Nouns |57

Reading - Great Adventures |61

Phonics - Review Synonyms and Antonyms |63

Self Test 2 |65

### 3. Section Three ..... 69

Spelling Words 7-3 (Homonyms) |70

English - Review Complete Sentences |71

Phonics - Homonyms |77

Writing - A Letter |78

Phonics - More Homonyms |82

Reading - Paragraphs |86

Self Test 3 |90

Unit Review |94

TEST |Pullout

**Author:**

Pam Slagter, B.A.

**Managing Editor:**

Alan Christopherson, M.S.

**Editors:**

Heather Rausch

Jennifer Davis, B.S.

**Media Credits:**

**Page 4:** © artbesouro, iStock, Thinkstock; **7:** © kowalska, iStock, Thinkstock; **17:** © ajuga, iStock, Thinkstock; **72:** © marrishuanna, iStock, Thinkstock; **73:** © Baluchis, iStock, Thinkstock; **75:** © Bombaja, iStock, Thinkstock; **87:** © vetas, iStock, Thinkstock; © Jose Luis Pelaez Inc, iStock, Thinkstock; © Martin Poole, iStock, Thinkstock; © David Sacks, iStock, Thinkstock; © Elnur Amikishiyev, iStock, Thinkstock.



**804 N. 2nd Ave. E.  
Rock Rapids, IA 51246-1759**

© 2019 Glynlyon, Inc. All rights reserved.

## Learn with our friends!



When you see me, I will help your teacher explain the exciting things you are expected to do.



When you do actions with me, you will learn how to write, draw, match words, read, and much more.



You and I will learn about matching words, listening, drawing, and other fun things in your lessons.



Follow me and I will show you new, exciting truths that will help you learn and understand what you study. Let's learn!

# POSSESSIVE NOUNS



## Objectives

**Read these objectives.** They will tell what you will be able to do when you have finished this workbook.

1. You will be able to read and write friendly letters.
2. You will be able to identify the five parts of a friendly letter.
3. You will be able to use a dictionary and the pronunciation key to know how to say a word.

4. You will be able to identify different sounds for the consonants *c*, *ph*, *gh*, *g*, and *s*.
5. You will be able to identify the silent consonants *g*, *gh*, *s*, and *b* in given words.
6. You will be able to use and spell possessive nouns correctly (correct use of an apostrophe).
7. You will be able to identify the silent consonants *k*, *w*, *h*, and *b* in given words.
8. You will be able to identify a homonym and tell the correct homonym needed in a sentence by using context clues.
9. You will be able to add the correct adjectives in sentences.
10. You will be able to recognize that groups of related sentences make a paragraph.
11. You will be able to compose a letter to send to a friend or family member.
12. You will be able to correctly write a given address.
13. You will be able to correctly read and spell sight and high-frequency second-grade words (Spelling Words).



# 1. SECTION ONE

In this section of the workbook, you will read some friendly letters. You will learn the five parts of a friendly letter. You will review how to write sentences correctly. You will learn that a **pronunciation** key in a dictionary can help you sound out words. You will learn the different sounds that some consonants have, and you will learn that some consonants are silent in certain words. You will review nouns, verbs, and adjectives, and you will learn about **possessive** nouns. You will also do activities that will help you learn your spelling words.



## Words to Study

**pronunciation**

(prə-nūn-se-ā-shən)

**possessive** (pə-zēs-iv)

**envelope** (ĕn-və-lōp)

**postage** (pōs-tīj)



Check one of these boxes.

- I can read all of these new words. (Go on.)
- I need HELP! (Talk to your teacher or a helper.)



Teacher Check \_\_\_\_\_  
Initial      Date

## Writing - Friendly Letters

You learned about poetry in Unit 6. Do you remember the poems that you read? Do you remember the couplets and poems you wrote?

In this unit, you are going to learn about writing a friendly letter. A letter is a written or printed message to another person. Letters are usually put in an **envelope**. A **postage** stamp is needed on the envelope so that the mailman can deliver the letter.

Today, many people write email messages to each other on the computer or send text messages with their phones. However, finding a letter in the mailbox is fun!

Think about who you would like to send a letter to as you work on this unit. Near the end of this unit, one of your activities will be to write a letter to someone special in your life.







Read this letter that Pete wrote to his grandma.

1621 Polk Avenue  
Melvin, NE 63210  
August 14, 2020

Dear Grandma,

How are you? I hope you are well.

Is the weather too hot for you to work in your garden? It is really hot here. Summer is my favorite season because I can go swimming!

I lost another tooth yesterday. Now I have lost five! It came out when I was eating an apple for a snack. I'm glad that it didn't even hurt a little. The apple was red, shiny, and crunchy. I think that I like green apples better, though.

Please write back soon!

Love,

Pete



This is what the envelope for Pete's letter to Grandma looked like.

Pete Donden  
1621 Polk Avenue  
Melvin, NE 63210



Mrs. Grace Donden  
2424 Sunrise Street  
Chandler, MN 12368



Don't you think that Grandma was excited when she saw the letter from Pete in her mailbox? It is fun to get letters. It is fun to write letters!


You know that proper nouns begin with a capital letter.

You know that a capital letter is at the beginning of a sentence.

You also know that a sentence must end with a punctuation mark.



Read the letter that Grandma wrote to Pete. It looks like Grandma forgot to use capital letters and punctuation marks!



2424 Sunrise Street  
Chandler, MN 12368  
August 21, 2020

Dear Pete,

i am doing fine\_\_\_ i spend lots of time in the garden\_\_\_ the corn likes the hot, hot weather, but so do the weeds\_\_\_ soon it will be time to pick all the vegetables\_\_\_ would you like to come over and help\_\_\_

i am glad that your tooth did not hurt when it fell out\_\_\_ does it feel funny to have a new space in your mouth\_\_\_ it must be hard to eat apples now\_\_\_ you will have to try applesauce instead\_\_\_

Love,  
Grandma



# Spelling Words 7-1

## (Soft c and g, z sound of s)

cent  
city

lace  
slice

age  
cage

gem  
gym

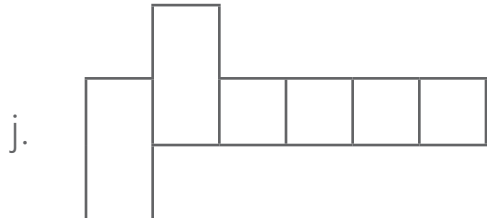
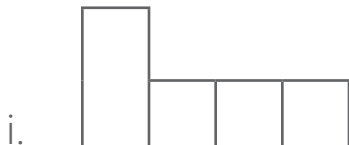
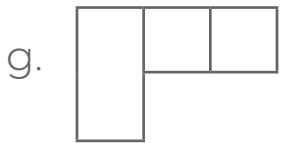
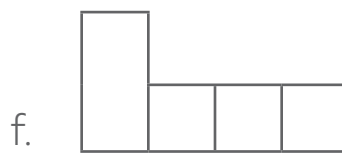
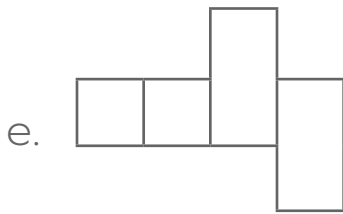
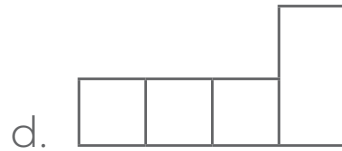
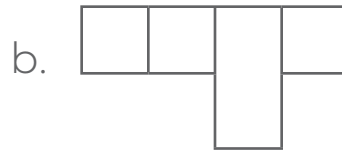
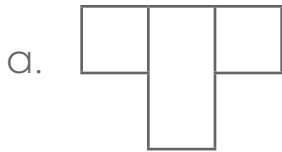
cause  
please

raise  
does



**Word Shapes.** Write the spelling words in the boxes.

1.2



k. 

--	--	--	--	--

l. 

--	--	--	--	--



## The Dictionary - Pronunciation Key

A dictionary can help you know how to say or pronounce a word. This is helpful because vowels can make different sounds.

Some consonants can also make different sounds.

Sometimes the letter *g* can make the *j* sound when it comes before the letters *e*, *i*, or *y*.

Look at the way the dictionary tells you how to pronounce the word *germ*.

**germ** (jûrm)

The word *germ* begins with a *g*, but the dictionary pronunciation begins with the *j* sound. To help you know what that funny little mark (û) means, you must look at a pronunciation key. Look at the part of the pronunciation that is in **orange**. Now look at the pronunciation key on the next page. The **ûr** sound will make the same sound as in the words *urge*, *term*, *firm*, *word*, and *heard*. The final consonant sound in the word *germ* is the sound for the letter *m*. You can see how using a dictionary will not only help you spell a word, but say it as well.

## Pronunciation Key

hat	ă	put	ù
age	ā	rule, fruit, chew	ōō
care	ã	a in about,	
far	ä	e in taken,	
let	ě	i in pencil,	
equal	ē	o in lemon, and	
term, urge, firm		u in circus	ə
word, heard	ûr	took	ōō
sit	ĩ	thin	th
nice	ī	then	ʔh
pier	îr	measure, vision	zh
hot	õ	germ	j
open	ō	judge	j
order, caught, paw	ô	fife, phase, rough	f
cup	ů	kick, cat	k
		which, when	hw

# SELF TEST 1

Each answer = 1 point

Read the words.

Circle the correct spelling of the words where the consonants /gh/ or /ph/ make the *f* sound.

- 1.01**
- |          |        |        |
|----------|--------|--------|
| a. laugh | lauph  | light  |
| b. ruph  | rough  | phrom  |
| c. phrog | phunny | orphan |
| d. sigh  | phone  | phine  |
| e. tough | ogh    | high   |

Read the words.

Draw a line from the way a word is spelled to the correct dictionary pronunciation.

- 1.02**
- |           |          |
|-----------|----------|
| gem ▶     | ◀ jə-răf |
| city ▶    | ◀ sěnt   |
| giraffe ▶ | ◀ plēz   |
| please ▶  | ◀ jěm    |
| cent ▶    | ◀ sītē   |



Read the sentences.

If the underlined word is a noun, write the word *noun*.

If the underlined word is a verb, write the word *verb* on the line.

Write the word *adjective* if the underlined word is an adjective.

**1.03** Christopher went to the dentist.

\_\_\_\_\_

**1.04** The dentist cleaned Christopher's teeth.

\_\_\_\_\_

**1.05** Christopher looked in the mirror and saw his white teeth.

\_\_\_\_\_

Read these words with silent consonants.

Put an *X* on the consonants that are silent in each word.

**1.06**      a. sign              b. fight              c. mess              d. lamb

There are five parts to a friendly letter.

Put a line through the word below that is *NOT* part of a friendly letter.

**1.07**      heading

greeting

body

foot

closing

signature

**Read the sentences.**

**Make the sentence sound better by writing the possessive noun in the blank.**

**1.08** The puppy that belongs to Glen is young.  
\_\_\_\_\_ puppy is young.

**1.09** The puppy chewed on the shoes that belong to Jan.  
The puppy chewed on \_\_\_\_\_ shoes.

**1.010** Glen found a toy that belongs to the puppy.  
Glen found the \_\_\_\_\_ toy.

**1.011** The puppy liked to sleep near the bed that belongs to Dad.  
The puppy liked to sleep near \_\_\_\_\_ bed.

## Pronunciation Key

hat	ă	put	ù
age	ā	rule, fruit, chew	ōō
care	ã	a in about,	
far	ä	e in taken,	
let	ě	i in pencil,	
equal	ē	o in lemon, and	ə
term, urge, firm		u in circus	
word, heard	ûr	took	ōō
sit	ÿ	thin	th
nice	ī	then	ʰh
pier	îr	measure, vision	zh
hot	ö	germ	j
open	ō	judge	j
order, caught, paw	ô	fife, phase, rough	f
cup	ů	kick, cat	k
		which, when	hw

**Write the correct way to spell the word.**

The Pronunciation Key and the rules for Different Consonant Sounds will help you with the sound of the letters.

1.012 lās \_\_\_\_\_

1.013 rīs \_\_\_\_\_



Teacher Check

\_\_\_\_\_  
Initial    Date



**My Score**



**CALVERT**  
PUBLICATIONS

804 N. 2nd Ave. E.  
Rock Rapids, IA 51246-1759

**877-878-8045**  
[www.calverteducation.com](http://www.calverteducation.com)

CL0207 – Jun '19 Printing

ISBN 978-0-7403-3937-0



9 780740 339370