



CALVERT™
PUBLICATIONS

2nd grade | Unit 5



LANGUAGE ARTS

USING PUNCTUATION

LANGUAGE ARTS 205

Introduction |4

1. Section One 6

Reading - Biographies |7

Spelling Words 5-1 (Diphthongs *ou, ow*) |11

Phonics - Diphthongs *oi, oy* |12

The Dictionary |15

English - Punctuation Review |18

Following Directions |19

Reading - Biography |21

Phonics - Diphthongs *ou, ow* |25

Self Test 1 |29

2. Section Two 31

Spelling Words 5-2 (Diphthongs *oi, oy*) |32

Reading - Biographies |33

Review Vowel Digraphs and Diphthongs |36

English - Using a Comma |39

Reading - Someone Special |44

A Photo of Phillip |44

Self Test 2 |46

3. Section Three 49

Spelling Words 5-3 (Rule Breakers) |50

Phonics - Words That Break the *ou, ow* Rules |51

English - Rules for Making Words Plural |56

Writing a Biography |63

Phonics - Contractions |67

Self Test 3 |75

Unit Review |79

Test |Pullout

Author:

Pam Slagter, B.A.

Managing Editor:

Alan Christopherson, M.S.

Editors:

Heather Rausch
Jennifer Davis, B.S.

Media Credits:

Page 4: © Blablo101, iStock, Thinkstock; **8:** © Library of Congress, LC-DIG-highsm-07290; Alexandr Dubovitskiy, Getty Images; **15:** © photos.com, iStock, Thinkstock; **22:** © zipperbits, Getty Images; **59:** © taeya18, iStock, Thinkstock.



**804 N. 2nd Ave. E.
Rock Rapids, IA 51246-1759**

© 2019 Glynlyon, Inc. All rights reserved.

Learn with our friends!



When you see me, I will help your teacher explain the exciting things you are expected to do.



When you do actions with me, you will learn how to write, draw, match words, read, and much more.



You and I will learn about matching words, listening, drawing, and other fun things in your lessons.



Follow me and I will show you new, exciting truths that will help you learn and understand what you study. Let's learn!

USING PUNCTUATION



Objectives

Read these objectives. They will tell what you will be able to do when you have finished this workbook.

1. You will be able to identify sounds for the diphthongs /oi/, /oy/, /ou/, and /ow/.
2. You will be able to identify statement, question, and exclamation sentences.
3. You will be able to use correct ending marks for written statement, question, and exclamation sentences.

4. You will be able to identify /ow/ and /ou/ words that have the /ow/ sound as in cow.
5. You will be able to correctly use commas in a sentence that has a list.
6. You will be able to correctly read and spell sight and high-frequency second-grade words (Spelling Words).
7. You will be able to spell words using phonics rules from the lesson (Spelling Words).
8. You will be able to correctly identify and spell irregular plural nouns.
9. You will be able to write contractions for given words.
10. You will be able to define what a biography is.
11. You will be able to answer comprehension questions about short stories (short biographies).
12. You will be able to write three complete sentences (or more) for a biography of a person you love.



1. SECTION ONE

In this section of the workbook, you will learn what a **biography** is, and you will read two biographies about people.

You will learn about **diphthongs** /oi/, /oy/, /ou/, and /ow/ and the special sounds they make. You will review the three types of sentences and the correct ending marks for each.

You will practice writing sentences using the correct capital letters and ending marks.



Words to Study

biography (bahy-**og**-ruh-fee)

diphthong (**dif**-thawng)

equal rights (e-kwuhl rits)

develop (de-**vel**-uhp)

freedom (**free**-duhm)

founding (**faund**-ing)



Check one of these boxes.

- I can read all of these new words. (Go on.)
- I need HELP! (Talk to your teacher or a helper.)



Teacher Check

Initial

Date

Reading - Biographies


There are many kinds of stories. There are funny stories. There are sad stories. There are true stories. There are make-believe stories. There are stories about a person's life.

A biography is a story about a person's life. Biographies tell about things that happen in a person's life.

There are many biographies to read. Sometimes we read biographies about people that have done great things. Maybe they were the first person to do something or maybe they helped other people. Sometimes we read biographies of people we enjoy, like musicians and athletes.

In this unit, you will read biographies. You can also think about other biographies you would like to read.

In this unit, you will write a biography. You will write about a person that you love. You will find the answers to some questions about that person. Then you will write a few sentences about the person.



Dr. Martin Luther King Jr.



Dr. Martin Luther King Jr. was born in Atlanta, Georgia, in 1929. Dr. King grew up and went to college early. He was a leader, a speaker, and an author.

Dr. King grew up in a time when all people did not have **equal rights**. There were many unfair laws that stopped people from having the same rights as other people.

Dr. King believed all people should be treated fairly and equally. He gathered people together to change the unfair laws. In 1963, he helped plan a gathering of more than 200,000 people in Washington, D.C. This is where Dr. King gave the famous speech called, "I Have a Dream."



Dr. King believed in peace and **freedom**. He did not believe in fighting. His work began to stop the unfair laws. He helped many people to have equal rights.



Biographies often include dates and years. What years did you read in this biography?



Answer the questions about the story of Dr. Martin Luther King Jr.

1.1

a. Where was Dr. King born?

b. What did Dr. King do after he went to college?

c. What did Dr. King work hard to change?

d. What is the name of Dr. King's famous speech from 1963?

e. Why is Dr. King's work important for people?



Read the sentences.

They are not in the right order.

What happened first?

What happened next?

What happened last?

Write the sentences on the lines in the correct order.

1.2

Dr. King went to college.

Dr. King gave a famous speech in 1963.

Dr. King was born in 1929.

1. _____

2. _____

3. _____

Spelling Words 5-1 (Diphthongs *ou*, *ow*)

around
count

found
house

loud
noun

crowd
crown

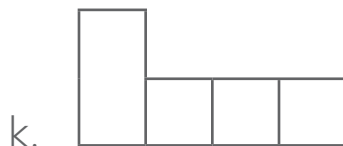
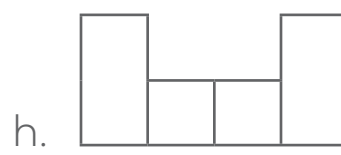
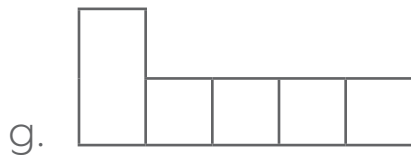
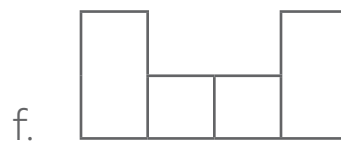
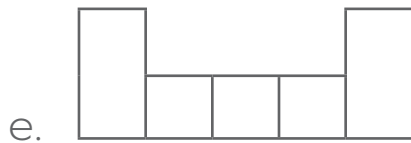
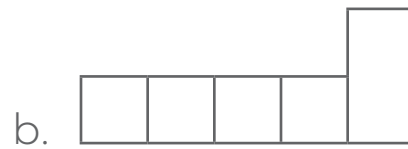
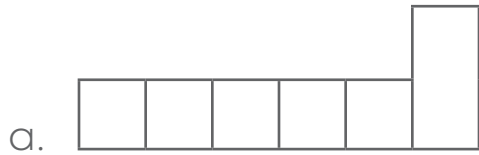
fowl
owl

town
wow



Word Shapes. Write the spelling words in the boxes.

1.3



Phonics - Diphthongs oi, oy

A **diphthong** is two vowel sounds that come together so fast they sound like one syllable.

The letters /oi/ and /oy/ make a special sound together. They make the vowel sound that you hear in the word *toy* or *oil*. Usually the letters /oy/ are at the end of a word. The letters /oi/ are at the beginning or middle of a word.



Write the letters in the blank to make words.
Read the words.

1.4

oi

t |

f |

nk

j n

n se

1.5

oy

b

j

enj

ann

dec



Read the sentences. Unscramble the letters of the missing /oi/ or /oy/ word to make a word that completes each sentence.

1.6

a. Loy is a _____ .
oby



b. He likes to wear a _____ hat.
cwooby



c. Loy painted a duck _____ .
yoced

d. He used _____ paint on the duck **decoy**.
loi



e. Loy had to make a _____ about which colors
to use.
choiec

f. Loy also _____ gardening.
edenjoy



g. He liked to plant seeds in the _____ .
oils

h. He really liked to plant _____ seeds.
beansoy

i. He hoped the seeds would not _____ .
poils

j. He took great _____ in his work.
oyj

k. _____ liked to collect things.
oyL

l. He liked his gold _____ best.
snioC





Read the story about Roy. Circle the words that have the diphthongs /oi/ or /oy/.

1.7

Roy




Roy is a boy. Roy had to make a choice.

He had to choose which toy he would enjoy.

Would he like a cowboy hat or a microphone that changed his voice?


His mother foiled his plan. She gave him some gold coins, oil paints, and a duck decoy.



The Dictionary

Look at the last word in the story. Do you know what a decoy is? If you do not know what a word means, you can use the other words in the sentence to help you. If you still do not know what a word means, you can look up the word in the dictionary. This is what the word **decoy** looks like in the dictionary.

Notice that the dictionary shows how to spell the word. It shows how to say the word. It shows what the word means. It also shows how to write the word in plural form. Dictionaries are very helpful.



decoy (de koi) An artificial bird used to attract birds into a trap or near the hunter:

Loy painted his duck decoy.

[noun] • **decoys**

Spelling Words 5-1 (Diphthongs *ou*, *ow*)

around
count

found
house

loud
noun

crowd
crown

fowl
owl

town
wow



Write each spelling word five times. Remember to use your best handwriting!

1.8

Handwriting practice lines consisting of 10 sets of three horizontal lines (top solid blue, middle dashed pink, bottom solid blue).

SELF TEST 1

Each answer = 1 point

These words need the diphthong /oi/ or /oy/ added to correctly spell each word. Write the letters /oi/ or /oy/ on the blanks to make a word.

1.01 _____ l

1.02 t _____

1.03 j _____ n

1.04 b _____

1.05 dec _____

1.06 c _____ n

1.07 s _____ l

1.08 j _____

1.09 m _____ st

Look at the /oi/ or /oy/ words you wrote for the first nine problems. Find the words that rhyme with *Roy* and the words that rhyme with *loin* and write them on the lines.

Roy

loin

1.010 _____

1.014 _____

1.011 _____

1.015 _____

1.012 _____

1.013 _____

Circle the end mark that correctly completes each sentence.

1.016 A question sentence ends with a **?** **.** **!**

1.017 A exclamation sentence ends with a **?** **.** **!**

1.018 A statement sentence ends with a **?** **.** **!**

Add the letters /u/ or /w/ to the blanks to correctly spell each word with the diphthong /ou/ or /ow/.

1.019 co _____

1.020 lo _____ d

1.021 mo _____ se

1.022 o _____ l



Teacher Check

Initial Date



My Score



CALVERT
PUBLICATIONS

804 N. 2nd Ave. E.
Rock Rapids, IA 51246-1759

877-878-8045
www.calverteducation.com

CL0205 - Jun '19 Printing

ISBN 978-0-7403-3935-6



9 780740 339356