



CALVERT™
PUBLICATIONS

2nd grade | Unit 1



LANGUAGE ARTS

KNOW YOUR NOUNS

LANGUAGE ARTS 201

Introduction |4

1. Section One 5

Phonics - Review Vowels and Consonants |9

Spelling Words 1-1 (Short Vowels) |13

Phonics - Short Vowel Sounds |14

Phonics - Long Vowel Sounds |15

Phonics - Vowel Digraphs |17

English - Nouns |19

Reading |29

Self Test 1 |36

2. Section Two 38

Spelling Words 1-2 (Long Vowel Sounds with Silent e) |39

Writing |40

Phonics - Review Beginning Sounds |44

English - Singular and Plural Nouns |46

Reading - We Can Communicate |51

Phonics - Review Ending Sounds |53

Self Test 2 |54

3. Section Three 57

Spelling Words 1-3 (Vowel Digraphs) |58

English - Common and Proper Nouns |59

Reading - We Can Listen |64

Phonics - Middle Consonant Sounds |71

English - Noun Review |73

Creative Writing |76

Self Test 3 |80

Unit Review |83

Test |Pullout

Author:

Pam Slagter, B.A.

Managing Editor:

Alan Christopherson, M.S.

Editors:

Heather Rausch

Jennifer Davis, B.S.

Media Credits:

Page 4: © SSS, iStock, Thinkstock; **34:** © AtomicBHB, iStock, Thinkstock; **46:** © Dorling Kindersley, Thinkstock; **67:** © stockakia, iStock, Thinkstock; **71, 85:** © IvanNikulin, iStock, Thinkstock.



**804 N. 2nd Ave. E.
Rock Rapids, IA 51246-1759**

© 2019 Glynlyon, Inc. All rights reserved.

Learn with our friends!



When you see me, I will help your teacher explain the exciting things you are expected to do.



When you do actions with me, you will learn how to write, draw, match words, read, and much more.



You and I will learn about matching words, listening, drawing, and other fun things in your lessons.



Follow me and I will show you new, exciting truths that will help you learn and understand what you study. Let's learn!

KNOW YOUR NOUNS



Objectives

Read these objectives. They will tell what you will be able to do when you have finished this workbook.

1. You will be able to list three ways that people communicate (speaking, writing, and reading).
2. You will be able to tell why listening is important.
3. You will be able to identify *vowels* and *consonants* in words.
4. You will be able to identify words with the *cvc*, *cvvc*, and *cvcv* phonics patterns.
5. You will be able to show proper letter formation through daily work.
6. You will be able to correctly read and spell sight and high-frequency second-grade words (Spelling Words).
7. You will be able to spell words using phonics rules from the lesson (Spelling Words).
8. You will be able to identify nouns in sentences.
9. You will be able to correctly distinguish and spell basic singular and plural nouns.
10. You will be able to identify common and proper nouns.
11. You will be able to identify beginning, middle, and ending consonant sounds in words.

1. SECTION ONE

In this section of the workbook, you will review what you have learned about the short and long sounds of vowels and about consonants. You will learn how vowels and consonants work together to make words. You will learn about ways that we communicate. You will also practice using your best handwriting to write words and sentences.



Words to Study

characteristic (kair-ek-te-ris-tik)

special (spesh-uhl)

signature (sig-nuh-cher)

image (im-ij)

mirror (mir-er)

reflection (ri-flek-shuhn)

vowel (vou-uhl)

consonant (kon-suh-nuhnt)

carefully (kair-fuhl-ee)

communicate (kuh-myoo-ni-keyt)

information (in-fer-mey-shuhn)

poster (poh-ster)

circus (sur-kuhs)

acrobat (ak-ruh-bat)



Check one of these boxes.

I can read all of these new words. (Go on.)

I need HELP! (Talk to your teacher or a helper.)



Teacher Check

Initial

Date

All About You!

You have amazing **characteristics!**

There is no one in the world like you. You are very **special!**



Paste a photo or draw a picture of yourself.

1.1



Teacher Check

_____ Initial

_____ Date

It is good to know the characteristics that make you unique.

Do you know that your handwriting is also very special?

No one writes exactly like you! Your **signature** is very special.



**What is your signature? It is when you write your name!
Write your signature below.**

1.2



Teacher Check _____

Initial

Date



Let's wonder ...

Do you know what **image** means?

The word image means a likeness or copy.


When you look in a **mirror** you see an image of yourself.

This is called your **reflection**.



Draw a picture of your face in the mirror below.

1.3



Teacher Check

_____ Initial

_____ Date

Phonics - Review Vowels and Consonants

We use words every day!

We use words when we talk, write, and read.

You will study phonics in your second-grade lessons.

Do you remember what makes a word?

Words are made of letters.

There are twenty-six letters in the alphabet.

When these letters are put together in different ways, they make words.

Let's review the letters of the alphabet.

The letters *a*, *e*, *i*, *o*, and *u* are **vowels**.

The letters that are not vowels are called **consonants**.





Use your best handwriting to practice writing the *vowels*.

1.4

a

e

i

o

u



Teacher Check

Initial

Date



Use your best handwriting to practice writing the *consonants*.

1.5

b

c

d

f

g

h

j

k

l

m

n

p

q

t

x

r

v

y

s

w

z



Teacher Check

Initial

Date



Use your best handwriting to practice writing the vowel capital letters.

1.6

A

E

I

O

U



Teacher Check

Initial

Date



Use your best handwriting to practice writing the *consonant capital letters*.

1.7

B

C

D

F

G

H

J

K

L

M

N

P

Q

R

S

T

V

W

X

Y

Z



Teacher Check

Initial

Date

Spelling Words 1-1 (Short Vowels)

bad
fast

best
tell

went
yet

its
sit

trip
wish

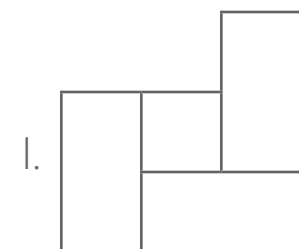
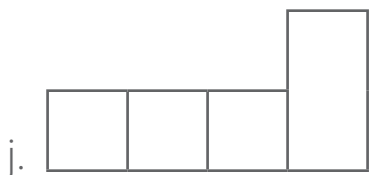
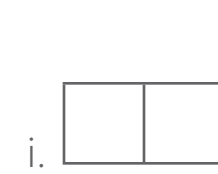
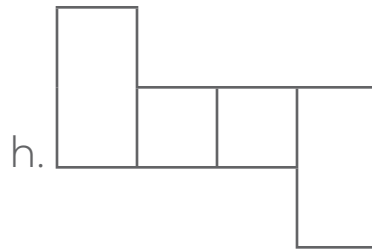
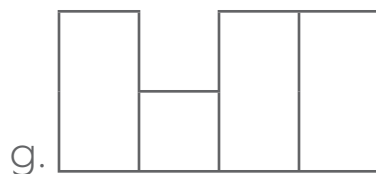
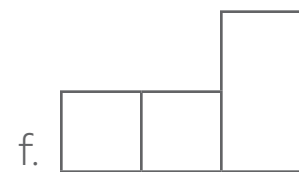
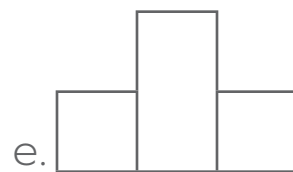
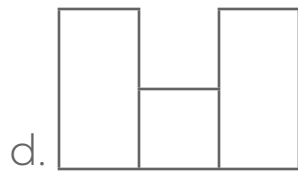
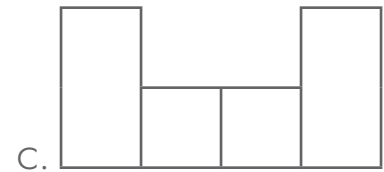
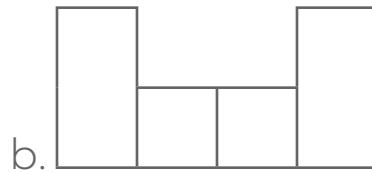
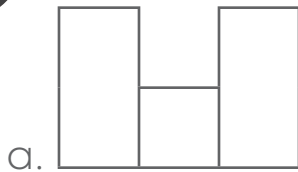
hot
us

Carefully read the spelling words. Each word in this spelling list has only one vowel. The vowel in each word has the short vowel sound.




Word Shapes. Write the spelling words in the boxes.

1.8



Phonics - Short Vowel Sounds

(**cvc** pattern)



Words are like a jigsaw puzzle.

You put letters together to make words.

When a word begins with a **consonant**, then has a **vowel**, and ends with a **consonant**, we have this pattern: **cvc**.

With the **cvc** pattern, the vowel makes the **short vowel** sound.

The letter **a** makes the **ă** sound as in the word **cat**.

The letter **e** makes the **ě** sound as in the word **beg**.

The letter **i** makes the **ĩ** sound as in the word **pin**.

The letter **o** makes the **õ** sound as in the word **hot**.

The letter **u** makes the **ũ** sound as in the word **cup**.



Write the missing vowel in the following words.

Circle the vowel in each word.

1.9

The picture will give you a hint.



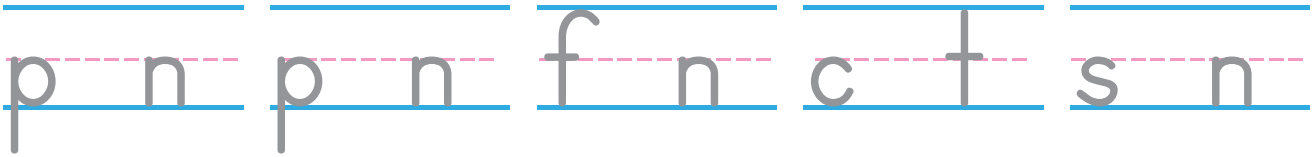

h t

b d

p g


m p

c p



Long Vowel Sounds

(**cvc** - **silent e** pattern)



A **long vowel** sound is made when the vowel says its own name. In words that have a **consonant**, **vowel**, **consonant**, and the **vowel e** at the end, the first vowel is long and the **e** is silent.

The letter **a** makes the **ā** sound as in the word **cake**.

The letter **e** makes the **ē** sound as in the word **Pete**.

The letter **i** makes the **ī** sound as in the word **pine**.

The letter **o** makes the **ō** sound as in the word **nose**.

The letter **u** makes the **ū** sound as in the word **cube**.

You are going to write words that have a **consonant**, then a **vowel**, then another **consonant**, then the letter **e**. Remember that the letter **e** is silent when you read the word.



Trace the letters, and write the missing **vowel** in the following words. Circle the vowel that does the talking and put an X on the silent vowel in each word.


1.10 The picture will give you a hint.



5



c ber ke b ne f ve w ve



P te b ken se t re v se

SELF TEST 1

Each answer = 1 point

Fill in the blank.

1.01 What kind of a word names a person, a place, or a thing?

Read the words in each line. Circle the words that are nouns.

1.02

a.	ate	teacher	please	big
b.	house	came	little	round
c.	help	book	ask	best
d.	every	good	new	man
e.	from	sit	zoo	wish
f.	moon	tell	bad	went

Use the words in the box below to fill in the blanks for the **cvc**, **cvvc**, and **cvcv** types of words.

bed	five	soap	jeep	kite	mop
fin	leaf	nose	tire	pig	rain

a. **cvc**

b. **cvvc**

c. **cvcv**


1.03

_____	_____	_____
_____	_____	_____
_____	_____	_____
_____	_____	_____

Choose the best word to finish the sentence.

Write the answer in the blank.

- 1.04** A _____ is an image we can see in a mirror.
(mirror/image/reflection)
- 1.05** We use _____ when we talk, write,
(words / art / reading)
and read.
- 1.06** You put letters together to make _____.
(pictures / art / words)
- 1.07** An _____ is a person who writes
(author, illustrator, illustration)
a story or book.
- 1.08** An _____ is a drawing that goes with
(author, illustrator, illustration)
a story.
- 1.09** An _____ is a person who makes
(author, illustrator, illustration)
a drawing.



Teacher Check

Initial Date



My Score



CALVERT
PUBLICATIONS

804 N. 2nd Ave. E.
Rock Rapids, IA 51246-1759

877-878-8045
www.calverteducation.com

CLO201 – Jun '19 Printing

ISBN 978-0-7403-3931-8



9 780740 339318