



**CALVERT™**  
PUBLICATIONS

**1st grade | Unit 7**



# LANGUAGE ARTS

# VOWEL DIGRAPHS AND SENTENCES

## LANGUAGE ARTS 107

Introduction |1

<b>1. Part One</b> .....	<b>2</b>
Long <i>a</i> Sounds  2	Verb Forms  9
Compound Words  3	Syllables  11
Long <i>e</i> Sounds  4	Kinds of Sentences  12
Rhyming Words  6	Self Test 1  13
Sentences  7	
<b>2. Part Two</b> .....	<b>14</b>
Sequence  15	Contents Page  22
Consonant Blends and Suffixes  16	Self Test 2  23
Main Idea  17	
<b>3. Part Three</b> .....	<b>24</b>
Letters  25	More Fun with Words  30
Verb Forms  28	Self Test 3  32
Test  Pullout	



804 N. 2nd Ave. E.  
Rock Rapids, IA 51246-1759

© 2019 Glynlyon, Inc. All rights reserved.

**Author:**

Margaret E. Davies, B.S.

**Editor:**

Mary Ellen Quint, M.A.

**Consulting Editor:**

Rudolph Moore, Ph.D.

**Revision Editor:**

Alan Christopherson, M.S.

**Media Credits:**

**Page 1:** © Gallyna Puzyrna, Hemera, Thinkstock;

**5:** © TheTurtleFactory, iStock, Thinkstock.

## Learn with our friends!



When you see me, I will help your teacher explain the exciting things you are expected to do.



When you do actions with me, you will learn how to write, draw, match words, read, and much more.



You and I will learn about matching words, listening, drawing, and other fun things in your lessons.



Follow me and I will show you new, exciting truths that will help you learn and understand what you study. Let's learn!

# VOWEL DIGRAPHS AND SENTENCES



You can have fun and learn by listening, reading, and writing.

In this workbook, you will learn about vowel digraphs.

You will learn about word endings.

You will learn to spell and to write more words.

You will learn to write better sentences.

You will learn to write letters and invitations.

## Objectives

**Read these objectives.** They will tell what you will be able to do when you have finished this workbook.

1. I can learn words with vowel digraphs.
2. I can write words with new endings.
3. I can tell what comes next in a story.
4. I can tell how many syllables a word has.
5. I can put things in order.
6. I can spell many new words.
7. I can write a good story.

# 1. PART ONE

## Long *a* Sounds

Listen for words with the sound of long /a/.



Say each long /a/ word with your teacher.

may	take	came	pail
say	make	game	nail
way	lake	same	hail
day	cake	name	sail
pay	flake	flame	rail
ray	stake	late	tail
bay	_____	gate	wail
hay	rain	plate	bail
_____	chain	eight	_____
they	_____	veil	tale
obey	train	_____	whale
_____	brain	wait	_____

The lazy train will not haul today.



Circle the long /a/ words.



say	paint	make	draw
train	the	caught	have
hat	go	table	pet
cake	play		

# Compound Words



Write these compound words.

play + mate

---



---



---

hay + stack

---



---



---

pay + day


---



---



---



See what happens to my braids ...

when I am afraid!!!



# Long e Sounds

Listen for the sound of long /e/.



**Read the long /e/ words.**

be	feed	eel	deep
he	need	feel	keep
me	seed	heel	sleep
we	_____	peel	steep
_____	beef	wheel	_____
bee	reef	_____	feet
see	_____	seen	sheet
wee	peek	teen	street
tree	seek	green	_____
free	week	queen	freeze
thee	creek	between	sneeze



**Write the compound word.**



wheel

+



chair

=

---



---



---

Here are more long /e/ words.



Read the long /e/ words.



**ea**

sea

team

meal

each

tea

steam

real

reach

\_\_\_\_\_

stream

seal

\_\_\_\_\_

bead

\_\_\_\_\_

steal

ease

read

bean

\_\_\_\_\_

please

\_\_\_\_\_

mean

eat

\_\_\_\_\_

leaf

clean

beat

lease

sheaf

\_\_\_\_\_

heat

peace

\_\_\_\_\_

heap

meat

\_\_\_\_\_

weak

leap

treat

east

speak

cheap

wheat

feast



**ie**

piece

chief

believe

niece

thief

field



# Rhyming Words



Circle the three that are alike.

three      red      four      five

boy      girl      baby      horse

bed      sleep      party      night

again      beside      began      behind

what      will      who      where

sing      find      mind      kind

The      Can      she      Do

2      .      ?      !

I      me      my      you



Write the rhyming word.

niece      bee      sweet

I **see** a \_\_\_\_\_ .

Do my **feet** smell \_\_\_\_\_ ?

Take this **piece** to my \_\_\_\_\_ .

# Sentences

A sentence must be a complete thought.



**Is this a sentence? Write *yes* or *no*.**

The big dog.

\_\_\_\_\_

-----

\_\_\_\_\_

I will go home.

-----

\_\_\_\_\_

We are singing.

-----

\_\_\_\_\_


Down the street.

-----

\_\_\_\_\_



**Write a story in your writing tablet about a kite.**



**Write a good title.**

**Write good sentences.**


**Draw a picture about your story.**

**Read your story and show your picture to the class.**



## A FLY BY SY'S PIE

"Look! Look!" called Sy.  
"I have a fly in my pie!  
I can't eat this pie.  
Look at the fly."



Oh! Oh! Oh!  
How the children laughed.  
They said "Oh, Sy.  
You can eat your pie.  
That's a play fly!"

"Oh!" laughed Sy.  
"A play fly is by my pie!"



# Verb Forms



**Write the words.**

Sy \_\_\_\_\_ a piece of pie.  
has / have

He \_\_\_\_\_ a fly by his pie.  
see / saw

The children \_\_\_\_\_ laughing.  
was / were

It \_\_\_\_\_ a play fly.  
was / were

Sy \_\_\_\_\_ laughing, too.  
was / were

His pie \_\_\_\_\_ good.  
is / are



Talk about teasing and playing jokes.

Is it always fun?

Could it be a bad thing to do? When? Why?



**Surprise! Surprise!**



**Circle the word.**

Whose birthday is it?

Lila's

Jan's

Dan's

Ty's



Who's bringing the cake?

Jan

May

Al

Bob

How old is Lila now?

six

ten

five

eight

What will Lila find in the boxes?

dogs

candles

presents

**What might happen next?**

# Syllables



**Read these words.**

**How many parts do you hear?**

a	have	cake	bring
be	here	one	big



**How many parts do you hear in these words?**

birthday	happy	party	singing
Lila	about	surprise	story



**Write 1 if you hear one part.**

**Write 2 if you hear two parts.**

like	_____	funny	_____	fly	_____
surprise	_____	why	_____	going	_____
smile	_____	friend	_____	running	_____
flying	_____	kite	_____	me	_____
night	_____	giant	_____	was	_____

# Kinds of Sentences

We know about three kinds of sentences.

A **statement** tells us something.

We put a period at the end.

A **question** asks something.

We put a question mark at the end.

An **exclamation** shows excitement.

We put an exclamation mark at the end.



**Put ., ?, or ! at the end of the sentence.**

I am going home \_\_\_\_\_

What is he doing \_\_\_\_\_

Look at that \_\_\_\_\_

Oh \_\_\_\_\_

May I have some cake \_\_\_\_\_

I like to fish \_\_\_\_\_



**Write two statements, two questions, and two exclamations on a sheet of paper or in your writing tablet.**



**Before you take the Self Test, study what you have read and done.** The Self Test will check what you remember.

# SELF TEST 1

Each answer = 1 point

Write **.**, **?**, or **!**.

Can you come over to play \_\_\_\_\_

Surprise \_\_\_\_\_ Surprise \_\_\_\_\_

Happy birthday \_\_\_\_\_

It is time to go to bed \_\_\_\_\_

How many parts in each word? Write **1** or **2**.

cry \_\_\_\_\_

candy \_\_\_\_\_

happy \_\_\_\_\_

kite \_\_\_\_\_

walking \_\_\_\_\_

mother \_\_\_\_\_

Circle the long /e/ words.

be

eat

has

we

her

get

tree

see

happy

read

speak

let

Circle the long /a/ words.

ate

bed

can

wait

see

take

tree


see

bag

bee

bait

man



Teacher Check

\_\_\_\_\_  
Initial    Date



**My Score**





**CALVERT**  
PUBLICATIONS

804 N. 2nd Ave. E.  
Rock Rapids, IA 51246-1759

**877-878-8045**  
[www.calverteducation.com](http://www.calverteducation.com)

CL0107 – Jun '19 Printing

ISBN 978-0-7403-3897-7



9 780740 338977