



# LANGUAGE ARTS

# ALPHABET AND SHORT VOWEL SOUNDS

## LANGUAGE ARTS 101

Introduction |1

<b>1. Part One</b> .....	<b>2</b>
Short <i>a</i>  2	Short <i>e</i>  10
Consonants <i>b, m, r, n, s, t, d, p</i>  3	Self Test 1  13
<b>2. Part Two</b> .....	<b>14</b>
Short <i>i</i>  14	Short <i>o</i>  21
Consonants <i>l, c, k, f, h, g, j</i>  16	Self Test 2  25
<b>3. Part Three</b> .....	<b>26</b>
Consonants <i>v, w, x, z, y, q</i>  26	Self Test 3  34
Short <i>u</i>  29	

Test |Pullout

**Author:**

Margaret E. Davies, B.S.

**Editor:**

Mary Ellen Quint, M.A.

**Consulting Editor:**

Rudolph Moore, Ph.D.

**Revision Editor:**

Alan Christopherson, M.S.

**Media Credits:**

**Page 1:** © beresnev, iStock, Thinkstock;  
**7:** © NPavelN, iStock, Thinkstock;  
**9:** © JuliarStudio, iStock, Thinkstock; © LisaAnfisa, iStock, Thinkstock; **13:** © Gurzzza, iStock, Thinkstock;  
**18, LP3:** © blueringmedia, iStock, Thinkstock;  
**19, LP4:** © eva\_letova, iStock, Thinkstock;  
**19:** © vanderbiglaar, Hemera, Thinkstock;  
**22:** © subarashii2 1, iStock, Thinkstock; **23:** © filo, iStock, Thinkstock; **27:** © Olha Khorimarko, iStock, Getty Images; **32:** © IvanNikulin, iStock, Thinkstock.



804 N. 2nd Ave. E.  
Rock Rapids, IA 51246-1759

© 2019 Glynlyon, Inc. All rights reserved.

## Learn with our friends!



When you see me, I will help your teacher explain the exciting things you are expected to do.



When you do actions with me, you will learn how to write, draw, match words, read, and much more.



You and I will learn about matching words, listening, drawing, and other fun things in your lessons.



Follow me and I will show you new, exciting truths that will help you learn and understand what you study. Let's learn!

# ALPHABET AND SHORT VOWEL SOUNDS



Learning to listen, read, and write is fun.

In this workbook, you will learn about short vowels.

You will learn about consonants.

You will learn to write the letters of the alphabet.

## Objectives

**Read these objectives.** They will tell what you will be able to do when you have finished this workbook.

1. I can listen and follow directions.
2. I can tell the sound of short vowels.
3. I can tell the sound of consonants.
4. I can write the letters of the alphabet.

**Write your name.**

---

---

---

# 1. PART ONE

## Short a



Circle the pictures with the short /a/ sound.

Sam is tired.  
 His team won the baseball game.  
 Now is the time to rest.  
 Sam sees Mr. Jones.  
 Mr. Jones is tired, too.  
 Sam will help Mr. Jones.  
 He will help Mr. Jones carry his  
 basket of apples to his house.  
 Then Sam will rest.



Write a short /a/.




# Consonants *b, m, r, n, s, t, d, p*

## B b



boy




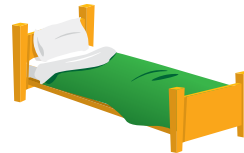
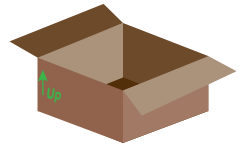
baby



bush



Circle the pictures that begin with the /b/ sound.



Write the letter /b/. Read the words.



bat

ad

an

M m



man




milk



mother



Circle the pictures that begin with the /m/ sound.



Write the letter /m/.



R r



rose



ring




rabbit



Circle the pictures with the /r/ sound.

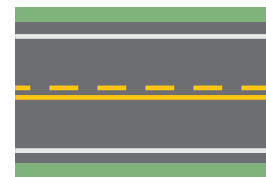
r \_\_\_\_\_



\_\_\_\_\_ r



Write the letter /r/.





# N n



nest

9

nine



nut



Circle the pictures that begin with the /n/ sound.



Write the letter /n/. Read the words.



nickel


ut

ail


# S s



Circle the pictures with the /s/ sound.



Write the letter /s/.



\_\_\_\_\_

\_\_\_\_\_

\_\_\_\_\_

s

\_\_\_\_\_

\_\_\_\_\_

\_\_\_\_\_

\_\_\_\_\_

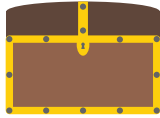
\_\_\_\_\_

\_\_\_\_\_

# T t



Circle the pictures that begin with /t/.



Circle the pictures that end with /t/.



Circle the beginning or ending letters.



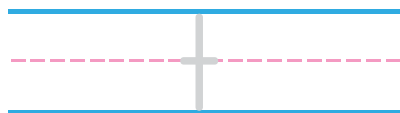
t \_ \_ t

t \_ \_ t

t \_ \_ t



Write the letter /t/.



# D d



dog



duck



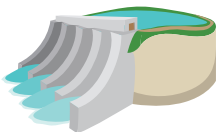
daddy



Circle the pictures with the /d/ sound.



Write the letter /d/. Read the words.



dam

ad

ab

# Short e



Circle the pictures with the short /e/ sound.

Ben was excited.

He was going to write a great story today.

He had a pencil next to him on the bed.

What would he write about?

Maybe he could write about  
Uncle Ted.

Or he could tell about his  
turtle, Ed.


He could write about his new  
bike that was red.

Ben couldn't decide.

What would you write about?



Write the letter /e/. Read the words.



10



pen

m n

t n

h n



Circle the beginning or ending letters.



m \_ \_ \_ m

t \_ \_ \_ t

n \_ \_ \_ n




s \_ \_ \_ s

n \_ \_ \_ n

t \_ \_ \_ t



Write the beginning and ending letters.



r a t

\_ a \_

\_ a \_

\_ a \_

# P p



pig



pan



pail



Circle the letters.

 p_ _p_ _p	 p_ _p_ _p	 p_ _p_ _p	 p_ _p_ _p
 p_ _p_ _p	 p_ _p_ _p	 p_ _p_ _p	 p_ _p_ _p



Write the letter /p/.



--	--	--	--




**Before you take the Self Test, study what you have read and done.** The Self Test will check what you remember.







# SELF TEST 1

Each answer = 1 point

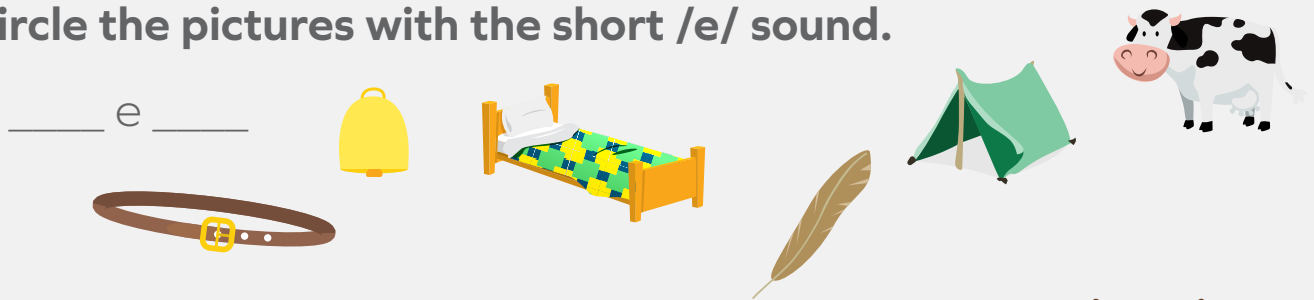
Circle the pictures with the short /a/ sound.



Circle the letters.

 p   m   n	 t   r   n	 s   r   t	 t   s   r
 m   n   r	 s   t   b	 d   r   n	 d   t   b

Circle the pictures with the short /e/ sound.



Teacher Check

Initial      Date

