

Authors: Dr. John D. Morris
Master Books Creative Team:

Editor: Laura Welch

Design: Diana Bogardus

Cover Design: Diana Bogardus

Copy Editors:
Jessica McCullar
Judy Lewis
Willow Meek

Curriculum Review:
Laura Welch
Kristen Pratt

First Printing: October 2022

Copyright © 2022 by Dr. John D. Morris and Master Books®. All rights reserved. No part of this book may be reproduced, copied, broadcast, stored, or shared in any form whatsoever without written permission from the publisher, except in the case of brief quotations in articles and reviews. For information write:

Master Books, P.O. Box 726, Green Forest, AR 72638
Master Books® is a division of the New Leaf Publishing Group, Inc.

ISBN: 978-1-68344-305-6
ISBN: 978-1-61458-816-0 (digital)

All Scripture quotations are King James Version, unless otherwise indicated. Public domain. No permission or acknowledgment is required.

Printed in the United States of America.

Please visit our website for other great titles: www.masterbooks.com

Image Credits: All images are Shutterstock.com unless otherwise noted.

LOC: p 60

Internet Archive: p 70-bottom right

Abide With Me: p 36

NLPG staff: pg 221

Wikimedia Commons: p 19, p 70 (2) top, p 80, p 132, p 156, p 157, p 178, p 230, p 264, p 318

Images from Wikimedia Commons are used under the CC0 1.0, CC BY-SA 2.0 DE, CC-BY-SA-3.0 license or the GNU Free Documentation License, Version 1.3.

Permission is granted for copies of reproducible pages from this text to be made for use with immediate family members living in the same household. However, no part of this book may be reproduced, copied, broadcast, stored, or shared in any form beyond this use. Permission for any other use of the material must be requested by email from the publisher at info@nlpg.com.



About the Author

Meet Dr. John D. Morris, author of *How Firm a Foundation in Scripture & Song*, the inspiration for this course. Morris is a former president of the Institute for Creation Research, which was founded by his father, Dr. Henry Morris. John Morris has a B.S. in civil engineering as well as an M.S. and Ph.D. in geological engineering. He has written numerous books on the relevance of origins, science, and the Bible.

Course Description

Welcome to *Foundations in Worship*! Have you ever really thought about the meaning behind the words of the songs we sing at church? Or why we even sing and play music in church at all? It is all part of how we worship God, which is a substantial aspect of our faith. Though there are many different ways we can worship God, singing and playing music often comes to mind when we hear the word “worship.”

In this course, we’ll be directing our attention to hymnology — the study of hymns. The songs within this course are all traditional hymns from the 1500s through the 1800s, so don’t be surprised if you aren’t familiar with some of them! However, whether old or new, you will learn to look to the Bible and use discernment to determine if a Christian hymn or song is biblically sound. We pray that this course will help you flourish in your knowledge and ways of worship, beginning with music.

Other Information: Many of the hymns found throughout this course can be listened to through your preferred music source. And this course includes presentations in place of traditional quizzes and tests.

Course Features	Course Objectives:
20 – 40 minutes per lesson, 5 days a week	Recognize and seek the connections between hymns and Scripture
Includes worksheets and answer keys	Discover how the hymns are an expression of the hymnwriters’ personal faith journey
Reviews/assessments through hymn presentations with grading sheets	Learn to apply biblical concepts from the hymns to your own faith
Designed for grades 7-12 in a one-year course	Develop creative and engaging presentation skills

How to Use This Book

Week 1 is slightly different from the rest of the course, as it forms a foundation for the concepts covered while studying hymns. It includes information on what worship is, how hymns are used to worship God, and how these hymns connect to Scripture.

The layout for the rest of the course includes introducing a hymn and working through the verses of that hymn with the following sections:



Each hymn study starts out with an introduction which includes listening to the hymn for the first time. The lyrics are included on the page for you to read along as you listen. You will also find an optional activity to increase familiarity with any archaic or unknown words. For this activity, you will need to have a dictionary and/or thesaurus available. You will circle each word you are unfamiliar with, look it up in the dictionary or thesaurus, and write a simple definition or synonym directly on the page next to the word.



Key Information

This small box is included on the hymn overview page. It will give you a quick look at the author, composer, and year each hymn was written.

Here, you will learn a bit of the history behind the hymn or the author of the hymn, if known. Some hymns have full, amazing stories of how they came to be, while others are very simple or very little is known about them. Reading about each hymn's history will help connect you to relatable life and faith experiences.



Optional: Worldview Workout

On each hymn overview day, there will be an optional worldview assignment given. You can choose to do this assignment on this day, another day, or skip the assignment in its entirety. These will challenge you to come up with conclusions to the questions asked by using Scripture and/or your own faith journey. You will need a separate notebook for these optional exercises. To complete these assignments, you will need a Bible concordance or access to an online Bible reference tool (with a parent's permission). A concordance will allow you to look up words that are found within the Bible. They are listed in alphabetical order much like a dictionary. When you find the word you are looking for, it will list all of the Scripture references where that specific word is used. You can then use your Bible to look up the references. An online Bible tool works in a similar fashion, except you typically just type the word into the search bar, and all of the Scripture references will populate for you. Please be sure to have a parent's permission before visiting any websites, including any Bible reference tool websites.



Ties to Scripture

This section is all about connecting the hymn to its scriptural roots, verse by verse. You'll delve into each hymn's biblical foundations to better understand the rich doctrine behind the words. This gives you the opportunity to deeply study the hymn and truly see how worship through music ties in with and strengthens our faith.

Following the information to connect the hymn to Scripture, you will see a few assignments to review the information learned. Included in these assignments are a mix of multiple choice, fill in the blank, illustrations, cross references in Scripture, and more.



WORSHIP IN WORD AND SONG

At the conclusion of each hymn, you will worship with your family by presenting what you have learned and then listening/singing along to the hymn. There are pages for each hymn presentation in the back of the book with a final checklist on one side for you. On the other side, there is grading criteria for your teacher and space for notes to improve future presentations. This assignment is explained in detail while working through the first hymn, "How Firm a Foundation." A notebook is needed in order to take notes while compiling each presentation. Optional supplies could include, but are not limited to, poster boards, display boards, paper to create handouts, etc. Please see the back of the book for ideas you might choose to use for these presentations. The list in the back is a starting place to create engagement, but you may be as creative as you would like.

Supplies Needed

- A Bible, yellow and blue highlighters, and a notebook.
- Optional supplies (please see "How to Use This Book" for more information): A dictionary and/or thesaurus, Bible concordance, poster board, display boards, paper, etc

For the Teacher

The Worship in Word and Song sections are an essential component of this course. The goal behind these assignments is to strengthen your student's ability to clearly articulate their thoughts and faith, while also serving as an assessment of their comprehension through the lessons. First Peter 3:15 admonishes us, "But sanctify the Lord God in your hearts: and be ready always to give an answer to every man that asketh you a reason of the hope that is in you with meekness and fear." Please utilize these assignments to build your student's confidence in sharing their faith. You will find a grading guideline page in the back of the book for each hymn presentation. There is a place for you to assign points next to each graded category and a place to record notes. After grading each presentation, share your thoughts with your student. This will help them to grow in their ability to present well. As the course progresses, you could even invite others outside of your immediate family to enjoy listening to your student's presentations. This gentle stretching and challenging will have a lasting impact!

The Optional: Worldview Workout assignments will challenge your student to apply Scripture to different questions and take ownership of their faith. While these assignments are optional, they are encouraged. A notebook will be needed to answer these questions. You can choose to assign these on the day they are written or on a different day. You can also choose to assign every Worldview Workout, only a few, or none.

If you would like to assign a grade to these assignments, we recommend a simple grading scale. The following idea is an option:

- A - Student demonstrates a strong understanding of the topic and clearly explains his or her viewpoint utilizing Scripture to back it up
- B - Student demonstrates a basic understanding of the topic and explains his or her viewpoint utilizing Scripture to back it up
- C - Student demonstrates a basic understanding of the topic but could improve on the ability to explain his or her viewpoint utilizing Scripture to back it up
- D - Student could improve on his or her understanding of the topic and ability to explain his or her viewpoint utilizing Scripture to back it up
- F - Student does not understand the topic and is unable to explain his or her viewpoint utilizing Scripture to back it up

Finally, as your student works through *Foundations in Worship*, it may be beneficial for them to use their own Bible to look up the Ties to Scripture verses for copy work. As they pull out their Bible each day, they will become more familiar with it and strengthen their skills in finding passages. It may be fun to make a game of seeing how fast they can find each verse. If your student would enjoy a challenge like this, they could simply note the amount of time it took them on the page each day.

Enjoy the rich history of hymns as you study and grow your faith through *Foundations in Worship*!

Complementary courses for *Foundations in Worship* are not required, but can enrich the student's experience. These include *Basics of Music Theory*, *Fundamentals of Singing*, *Fundamentals of Music Theory*, *Classical Piano Level 1*, *Worship Piano Level 1*, and *Beginning Guitar Lessons*. These courses and more can be found at MasterBooksAcademy.com.

Date	Day	Assignment	Due Date	✓	Grade
First Semester – First Quarter					
Week 1	Day 1	Read Introduction • Pages 4–6 and Lesson 1: What Is Worship? • Pages 13–14			
	Day 2	Lesson 1: What Is Worship? • Pages 15–16			
	Day 3	Lesson 1: What Is Worship? • Pages 17–18			
	Day 4	Lesson 1: What Is Worship? • Pages 19–20			
	Day 5	Lesson 1: What Is Worship? • Pages 21–22			
Week 2	Day 6	Lesson 2: How Firm a Foundation Overview • Pages 23–24			
	Day 7	Lesson 2: How Firm a Foundation Verse 1 • Pages 25–26			
	Day 8	Lesson 2: How Firm a Foundation Verse 2 • Pages 27–28			
	Day 9	Lesson 2: How Firm a Foundation Verse 3 • Pages 29–30			
	Day 10	Lesson 2: How Firm a Foundation Verse 4 • Pages 31–32			
Week 3	Day 11	Lesson 2: How Firm a Foundation Verse 5 • Pages 33–34			
	Day 12	Lesson 2: How Firm a Foundation Presentation • Pages 325–326			
	Day 13	Lesson 3: Hark! the Herald Angels Sing Overview • Pages 35–36			
	Day 14	Lesson 3: Hark! the Herald Angels Sing Chorus • Pages 37–38			
	Day 15	Lesson 3: Hark! the Herald Angels Sing Verse 1 • Pages 39–40			
Week 4	Day 16	Lesson 3: Hark! the Herald Angels Sing Verse 2 • Pages 41–42			
	Day 17	Lesson 3: Hark! the Herald Angels Sing Verse 3 • Pages 43–44			
	Day 18	Lesson 3: Hark! the Herald Angels Sing Verse 4 • Pages 45–46			
	Day 19	Lesson 3: Hark! the Herald Angels Sing Presentation • Pages 327–328			
	Day 20	Lesson 4: Hallelujah, What a Savior! Overview • Pages 47–48			
Week 5	Day 21	Lesson 4: Hallelujah, What a Savior! Verse 1 • Pages 49–50			
	Day 22	Lesson 4: Hallelujah, What a Savior! Verse 2 • Pages 51–52			
	Day 23	Lesson 4: Hallelujah, What a Savior! Verse 3 • Pages 53–54			
	Day 24	Lesson 4: Hallelujah, What a Savior! Verse 4 • Pages 55–56			
	Day 25	Lesson 4: Hallelujah, What a Savior! Verse 5 • Pages 57–58			
Week 6	Day 26	Lesson 4: Hallelujah, What a Savior! Presentation • Pages 329–330			
	Day 27	Lesson 5: It Is Well with My Soul Overview • Pages 59–60			
	Day 28	Lesson 5: It Is Well with My Soul Verse 1 • Pages 61–62			
	Day 29	Lesson 5: It Is Well with My Soul Verse 2 • Pages 63–64			
	Day 30	Lesson 5: It Is Well with My Soul Verse 3 • Pages 65–66			
Week 7	Day 31	Lesson 5: It Is Well with My Soul Verse 4 • Pages 67–68			
	Day 32	Lesson 5: It Is Well with My Soul Presentation • Pages 331–332			
	Day 33	Lesson 6: Faith Is the Victory! Overview • Pages 69–70			
	Day 34	Lesson 6: Faith Is the Victory! Verse 1 • Pages 71–72			
	Day 35	Lesson 6: Faith Is the Victory! Verse 2 • Pages 73–74			

Date	Day	Assignment	Due Date	✓	Grade
Week 8	Day 36	Lesson 6: Faith Is the Victory! Verse 3 • Pages 75–76			
	Day 37	Lesson 6: Faith Is the Victory! Verse 4 • Pages 77–78			
	Day 38	Lesson 6: Faith Is the Victory! Presentation • Pages 333–334			
	Day 39	Lesson 7: And Can It Be Overview • Pages 79–80			
	Day 40	Lesson 7: And Can It Be Verse 1 • Pages 81–82			
Week 9	Day 41	Lesson 7: And Can It Be Verse 2 • Pages 83–84			
	Day 42	Lesson 7: And Can It Be Verse 3 • Pages 85–86			
	Day 43	Lesson 7: And Can It Be Verse 4 • Pages 87–88			
	Day 44	Lesson 7: And Can It Be Verse 5 • Pages 89–90			
	Day 45	Lesson 7: And Can It Be Presentation • Pages 335–336			
First Semester – Second Quarter					
Week 1	Day 46	Lesson 8: I Am His, and He Is Mine Overview • Pages 91–92			
	Day 47	Lesson 8: I Am His, and He Is Mine Verse 1 • Pages 93–94			
	Day 48	Lesson 8: I Am His, and He Is Mine Verse 2 • Pages 95–96			
	Day 49	Lesson 8: I Am His, and He Is Mine Verse 3 • Pages 97–98			
	Day 50	Lesson 8: I Am His, and He Is Mine Verse 4 • Pages 99–100			
Week 2	Day 51	Lesson 8: I Am His, and He Is Mine Presentation • Pages 337–338			
	Day 52	Lesson 9: Immortal, Invisible, God Only Wise Overview • Pages 101–102			
	Day 53	Lesson 9: Immortal, Invisible, God Only Wise Verse 1 • Pages 103–104			
	Day 54	Lesson 9: Immortal, Invisible, God Only Wise Verse 2 • Pages 105–106			
	Day 55	Lesson 9: Immortal, Invisible, God Only Wise Verse 3 • Pages 107–108			
Week 3	Day 56	Lesson 9: Immortal, Invisible, God Only Wise Verse 4 • Pages 109–110			
	Day 57	Lesson 9: Immortal, Invisible, God Only Wise Presentation • Pages 339–340			
	Day 58	Lesson 10: Stand Up, Stand Up for Jesus Overview • Pages 111–112			
	Day 59	Lesson 10: Stand Up, Stand Up for Jesus Verse 1 • Pages 113–114			
	Day 60	Lesson 10: Stand Up, Stand Up for Jesus Verse 2 • Pages 115–116			
Week 4	Day 61	Lesson 10: Stand Up, Stand Up for Jesus Verse 3 • Pages 117–118			
	Day 62	Lesson 10: Stand Up, Stand Up for Jesus Verse 4 • Pages 119–120			
	Day 63	Lesson 10: Stand Up, Stand Up for Jesus Presentation • Pages 341–342			
	Day 64	Lesson 11: My Faith Has Found a Resting Place Overview • Pages 121–122			
	Day 65	Lesson 11: My Faith Has Found a Resting Place Verse 1 • Pages 123–124			


Date	Day	Assignment	Due Date	✓	Grade
Week 5	Day 66	Lesson 11: My Faith Has Found a Resting Place Verse 2 • Pages 125–126			
	Day 67	Lesson 11: My Faith Has Found a Resting Place Verse 3 • Pages 127–128			
	Day 68	Lesson 11: My Faith Has Found a Resting Place Verse 4 • Pages 129–130			
	Day 69	Lesson 11: My Faith Has Found a Resting Place Presentation • Pages 343–344			
	Day 70	Lesson 12: The Old Rugged Cross Overview • Pages 131–132			
Week 6	Day 71	Lesson 12: The Old Rugged Cross Chorus • Pages 133–134			
	Day 72	Lesson 12: The Old Rugged Cross Verse 1 • Pages 135–136			
	Day 73	Lesson 12: The Old Rugged Cross Verse 2 • Pages 137–138			
	Day 74	Lesson 12: The Old Rugged Cross Verse 3 • Pages 139–140			
	Day 75	Lesson 12: The Old Rugged Cross Verse 4 • Pages 141–142			
Week 7	Day 76	Lesson 12: The Old Rugged Cross Presentation • Pages 345–346			
	Day 77	Lesson 13: Arise, My Soul, Arise Overview • Pages 143–144			
	Day 78	Lesson 13: Arise, My Soul, Arise Verse 1 • Pages 145–146			
	Day 79	Lesson 13: Arise, My Soul, Arise Verse 2 • Pages 147–148			
	Day 80	Lesson 13: Arise, My Soul, Arise Verse 3 • Pages 149–150			
Week 8	Day 81	Lesson 13: Arise, My Soul, Arise Verse 4 • Pages 151–152			
	Day 82	Lesson 13: Arise, My Soul, Arise Verse 5 • Pages 153–154			
	Day 83	Lesson 13: Arise, My Soul, Arise Presentation • Pages 347–348			
	Day 84	Lesson 14: A Mighty Fortress Is Our God Overview • Pages 155–156			
	Day 85	Lesson 14: A Mighty Fortress Is Our God Verse 1 • Pages 157–158			
Week 9	Day 86	Lesson 14: A Mighty Fortress Is Our God Verse 2 • Pages 159–160			
	Day 87	Lesson 14: A Mighty Fortress Is Our God Verse 3 • Pages 161–162			
	Day 88	Lesson 14: A Mighty Fortress Is Our God Verse 4 • Pages 163–164			
	Day 89	Lesson 14: A Mighty Fortress Is Our God Presentation • Pages 349–350			
	Day 90	Lesson 15: Thou Didst Leave Thy Throne Overview • Pages 165–166			
Second Semester – Third Quarter					
Week 1	Day 91	Lesson 15: Thou Didst Leave Thy Throne Verse 1 • Pages 167–168			
	Day 92	Lesson 15: Thou Didst Leave Thy Throne Verse 2 • Pages 169–170			
	Day 93	Lesson 15: Thou Didst Leave Thy Throne Verse 3 • Pages 171–172			
	Day 94	Lesson 15: Thou Didst Leave Thy Throne Verse 4 • Pages 173–174			
	Day 95	Lesson 15: Thou Didst Leave Thy Throne Verse 5 • Pages 175–176			

Date	Day	Assignment	Due Date	✓	Grade
Week 2	Day 96	Lesson 15: Thou Didst Leave Thy Throne Presentation • Pages 351–352			
	Day 97	Lesson 16: According to Thy Gracious Word Overview • Pages 177–178			
	Day 98	Lesson 16: According to Thy Gracious Word Verse 1 • Pages 179–180			
	Day 99	Lesson 16: According to Thy Gracious Word Verse 2 • Pages 181–182			
	Day 100	Lesson 16: According to Thy Gracious Word Verse 3 • Pages 183–184			
Week 3	Day 101	Lesson 16: According to Thy Gracious Word Verse 4 • Pages 185–186			
	Day 102	Lesson 16: According to Thy Gracious Word Verse 5 • Pages 187–188			
	Day 103	Lesson 16: According to Thy Gracious Word Verse 6 • Pages 189–190			
	Day 104	Lesson 16: According to Thy Gracious Word Presentation • Pages 353–354			
	Day 105	Lesson 17: Deeper and Deeper Overview • Pages 191–192			
Week 4	Day 106	Lesson 17: Deeper and Deeper Verse 1 • Pages 193–194			
	Day 107	Lesson 17: Deeper and Deeper Verse 2 • Pages 195–196			
	Day 108	Lesson 17: Deeper and Deeper Verse 3 • Pages 197–198			
	Day 109	Lesson 17: Deeper and Deeper Verse 4 • Pages 199–200			
	Day 110	Lesson 17: Deeper and Deeper Verse 5 • Pages 201–202			
Week 5	Day 111	Lesson 17: Deeper and Deeper Presentation • Pages 355–356			
	Day 112	Lesson 18: He Ransomed Me Overview • Pages 203–204			
	Day 113	Lesson 18: He Ransomed Me Chorus • Pages 205–206			
	Day 114	Lesson 18: He Ransomed Me Verse 1 • Pages 207–208			
	Day 115	Lesson 18: He Ransomed Me Verse 2 • Pages 209–210			
Week 6	Day 116	Lesson 18: He Ransomed Me Verse 3 • Pages 211–212			
	Day 117	Lesson 18: He Ransomed Me Verse 4 • Pages 213–214			
	Day 118	Lesson 18: He Ransomed Me Presentation • Pages 357–358			
	Day 119	Lesson 19: Crown Him with Many Crowns Overview • Pages 215–216			
	Day 120	Lesson 19: Crown Him with Many Crowns Verse 1 • Pages 217–218			
Week 7	Day 121	Lesson 19: Crown Him with Many Crowns Verse 2 • Pages 219–220			
	Day 122	Lesson 19: Crown Him with Many Crowns Verse 3 • Pages 221–222			
	Day 123	Lesson 19: Crown Him with Many Crowns Verse 4 • Pages 223–224			
	Day 124	Lesson 19: Crown Him with Many Crowns Verse 5 • Pages 225–226			
	Day 125	Lesson 19: Crown Him with Many Crowns Verse 6 • Pages 227–228			

Date	Day	Assignment	Due Date	✓	Grade
Week 8	Day 126	Lesson 19: Crown Him with Many Crowns Presentation • Pages 359–360			
	Day 127	Lesson 20: No Blood, No Altar Now Overview • Pages 229–230			
	Day 128	Lesson 20: No Blood, No Altar Now Verse 1 • Pages 231–232			
	Day 129	Lesson 20: No Blood, No Altar Now Verse 2 • Pages 233–234			
	Day 130	Lesson 20: No Blood, No Altar Now Verse 3 • Pages 235–236			
Week 9	Day 131	Lesson 20: No Blood, No Altar Now Verse 4 • Pages 237–238			
	Day 132	Lesson 20: No Blood, No Altar Now Verse 5 • Pages 239–240			
	Day 133	Lesson 20: No Blood, No Altar Now Presentation • Pages 361–362			
	Day 134	Lesson 21: The Solid Rock Overview • Pages 241–242			
	Day 135	Lesson 21: The Solid Rock Chorus • Pages 243–244			
Second Semester – Fourth Quarter					
Week 1	Day 136	Lesson 21: The Solid Rock Verse 1 • Pages 245–246			
	Day 137	Lesson 21: The Solid Rock Verse 2 • Pages 247–248			
	Day 138	Lesson 21: The Solid Rock Verse 3 • Pages 249–250			
	Day 139	Lesson 21: The Solid Rock Verse 4 • Pages 251–252			
	Day 140	Lesson 21: The Solid Rock Presentation • Pages 363–364			
Week 2	Day 141	Lesson 22: Jesus, Lover of My Soul Overview • Pages 253–254			
	Day 142	Lesson 22: Jesus, Lover of My Soul Verse 1 • Pages 255–256			
	Day 143	Lesson 22: Jesus, Lover of My Soul Verse 2 • Pages 257–258			
	Day 144	Lesson 22: Jesus, Lover of My Soul Verse 3 • Pages 259–260			
	Day 145	Lesson 22: Jesus, Lover of My Soul Verse 4 • Pages 261–262			
Week 3	Day 146	Lesson 22: Jesus, Lover of My Soul Presentation • Pages 365–366			
	Day 147	Lesson 23: Joy to the World Overview • Pages 263–264			
	Day 148	Lesson 23: Joy to the World Verse 1 • Pages 265–266			
	Day 149	Lesson 23: Joy to the World Verse 2 • Pages 267–268			
	Day 150	Lesson 23: Joy to the World Verse 3 • Pages 269–270			
Week 4	Day 151	Lesson 23: Joy to the World Verse 4 • Pages 271–272			
	Day 152	Lesson 23: Joy to the World Presentation • Pages 367–368			
	Day 153	Lesson 24: All My Sins Have Been Forgiven Overview • Pages 273–274			
	Day 154	Lesson 24: All My Sins Have Been Forgiven Verse 1 • Pages 275–276			
	Day 155	Lesson 24: All My Sins Have Been Forgiven Verse 2 • Pages 277–278			
Week 5	Day 156	Lesson 24: All My Sins Have Been Forgiven Verse 3 • Pages 279–280			
	Day 157	Lesson 24: All My Sins Have Been Forgiven Verse 4 • Pages 281–282			
	Day 158	Lesson 24: All My Sins Have Been Forgiven Presentation • Pages 369–370			
	Day 159	Lesson 25: Complete in Thee Overview • Pages 283–284			
	Day 160	Lesson 25: Complete in Thee Chorus • Pages 285–286			

Date	Day	Assignment	Due Date	✓	Grade
Week 6	Day 161	Lesson 25: Complete in Thee Verse 1 • Pages 287–288			
	Day 162	Lesson 25: Complete in Thee Verse 2 • Pages 289–290			
	Day 163	Lesson 25: Complete in Thee Verse 3 • Pages 291–292			
	Day 164	Lesson 25: Complete in Thee Verse 4 • Pages 293–294			
	Day 165	Lesson 25: Complete in Thee Presentation • Pages 371–372			
Week 7	Day 166	Lesson 26: A Child of the King Overview • Pages 295–296			
	Day 167	Lesson 26: A Child of the King Chorus • Pages 297–298			
	Day 168	Lesson 26: A Child of the King Verse 1 • Pages 299–300			
	Day 169	Lesson 26: A Child of the King Verse 2 • Pages 301–302			
	Day 170	Lesson 26: A Child of the King Verse 3 • Pages 303–304			
Week 8	Day 171	Lesson 26: A Child of the King Verse 4 • Pages 305–306			
	Day 172	Lesson 26: A Child of the King Presentation • Pages 373–374			
	Day 173	Lesson 27: Christ the Lord Is Risen Today Overview • Pages 307–308			
	Day 174	Lesson 27: Christ the Lord Is Risen Today Verse 1 • Pages 309–310			
	Day 175	Lesson 27: Christ the Lord Is Risen Today Verse 2 • Pages 311–312			
Week 9	Day 176	Lesson 27: Christ the Lord Is Risen Today Verse 3 • Pages 313–314			
	Day 177	Lesson 27: Christ the Lord Is Risen Today Verse 4 • Pages 315–316			
	Day 178	Lesson 27: Christ the Lord Is Risen Today Presentation • Pages 375–376			
	Day 179	Lesson 28: Once for All! Overview • Pages 317–318			
	Day 180	Lesson 28: Once for All! Overview • Pages 319–320			

Ties to Scripture



≡ BIBLE VERSE

But the hour cometh, and now is, when the true worshippers shall worship the Father in spirit and in truth: for the Father seeketh such to worship him. (John 4:23)

→ Copy John 4:23


→ What Is Worship?

We often hear the word worship used in relation to singing songs at our local church. You also might use it when you talk about praying, reading the Bible, giving, or a number of other things. But what, exactly, is worship?

The word worship is used throughout the entire Bible in both the Old and New Testaments, so it is a great place to answer the above question. When we read the Bible, we should realize that it was not originally written in English. To understand what is meant by a specific word or phrase, it can be helpful to research the words used in the original languages and their definitions. If you look to the meaning of the words used throughout Scripture that have been translated as “worship,” you will repeatedly find definitions related to bowing down, **prostrating** oneself, revering, adoring, and serving. Based on these biblical definitions, it appears worship can take several outward forms (such as bowing and serving).

Let’s look back at John 4:23 where Jesus said, “But the hour cometh, and now is, when the true worshippers shall worship the Father in spirit and in truth: for the Father seeketh such to worship him.” When we worship God, our worship comes from our spirit — our inward person. We also must worship Him in truth. We have to recognize who He truly is. Many people have ideas about what worship is and what it isn’t, but Jesus clearly defined it here for us.

Ultimately, true worship to God is an outward expression of something within us.



↘ ↘ ↘
PROSTRATE: To lay flat on the ground, face downward

We are bowing down, adoring, and serving the Creator God within our spirit, but it can't just stay in us, it then causes something that can be seen or heard with our physical eyes and ears. Jesus told us that the Father is actually seeking people that will truly worship Him.


This is where hymns come into the picture! Hymns can be a beautiful way to express our worship toward God. In our singing, our goal is to worship God in spirit and in truth. The posture of our inward person is to be one of bowing down while we sing the truth about God. Paul urges us to worship God through song in Ephesians 5:19–20: “Speaking to yourselves in psalms and hymns and spiritual songs, singing and making melody in your heart to the Lord; Giving thanks always for all things unto God and the Father in the name of our Lord Jesus Christ.”

Answer the following questions.


1. How did Jesus say true worshipers would worship God?

2. Define “worship” in your own words.

3. List at least five ways you can outwardly worship God to show the posture (stance or attitude) of your inner person.

 **Optional:** Interview a pastor or leader at your local church to ask how they would define worship, what forms it can take, and why we should worship God.

Ties to Scripture



BIBLE VERSE

All scripture is given by inspiration of God, and is profitable for doctrine, for reproof, for correction, for instruction in righteousness: That the man of God may be perfect, thoroughly furnished unto all good works. (2 Timothy 3:16–17)

→ Copy 2 Timothy 3:16–17

→ About Hymns

Hymns are basically poems put to music. Doctrinally-sound great hymns of the faith instruct us of biblical truths, remind us of who God is and all He has done for us, and warn us of the wages of rejection. To acknowledge God for who He is and what He has done brings us into real praise. The **heritage** of noteworthy hymns has allowed for growth and stability in the Christian life.

We can see a pattern for this type of songwriting in Scripture. God instructed Moses to rehearse the history of Israel in one final sermon before his death (Deut. 31). In it, Moses reiterated the law which they had been given (v. 9) and commanded them to gather at specific times to read it publicly and teach their children (vv. 10-12) “that their children, which have not known any thing, may hear, and learn to fear the LORD your God” (v. 13). To aid learning, God instructed Moses to write a song consisting of a summary statement on God’s nature, His works, and Israel’s habitual rebellion. “And teach it the children of Israel: put it in their mouths, that this song may be a witness for me against the children of Israel... it shall not be forgotten out of the mouths of their seed” (vv. 19–21). God knew that His truth could be better committed to memory in song than through any other method.



HERITAGE: An inheritance that is passed down

It is important to note that while hymns may contain deep theological truth, they will never stand up to the scrutiny with which we analyze Scripture.

Poets are allowed to take poetic license to create a mood or impression, and when put to music, a spiritual poem can be emotionally moving. Hymnwriters may experience “inspiration” in their writing, as an artist would be inspired, but they are not inspired in the same way that the Scriptures are inspired. The Scriptures came as “holy men of God spake as they were moved by the Holy Ghost” (2 Peter 1:21). In our singing we must never place the song or its words on too high of a pedestal, but use the song, words, and music to lead us into true worship.

Answer the following questions.

1. Read the “Ties to Scripture” verse, 2 Timothy 3:16–17, below. Use a yellow highlighter to highlight how Scripture was given to us. Use a blue highlighter to highlight the purpose of Scripture.

All scripture is given by inspiration of God, and is profitable for doctrine, for reproof, for correction, for instruction in righteousness: That the man of God may be perfect, thoroughly furnished unto all good works.

(2 Timothy 3:16–17)

2. What is the purpose of singing hymns?

3. Use your Bible to look up Colossians 3:16. According to this verse, why should we sing psalms, hymns, and spiritual songs?

How to Read a Hymn

Author

Aaron R. Wolfe
Refrain, James M. Gray

Talmadge J. Bittikofer

Composer

Verse 1

Verse 2

Verse 3

Verse 4

Chorus

Hymn Vocabulary

Author The author is the person who writes the words of a song. Many hymns begin as poems. In this course, you will find the author listed at the top left of the hymn.

Composer The composer is the person who writes the music for a song. In this course, you will find the composer listed at the top right of the hymn.

Verse Verses make up the main body of a hymn and tell the “story” of a song. They usually have the same tune and progression and lead into the chorus. Verses are typically numbered. Many hymns are simply made up of several verses. You can’t very well have a song without at least one verse!

Chorus A chorus is the part of a song that is repeated after each verse. It usually holds the main idea of the song, bringing together the story that the verses tell.

Refrain A refrain is a repeated line (or lines) following each verse. This is not the same as a chorus. The refrain is part of the verses themselves. “Chorus” and “refrain” are often used interchangeably, but they are not the same thing!

Melody The melody is the main tune of a song. Most often, the top row of notes on a sheet of music carry the melody.

Harmony Harmony is an added tune or tunes that complement the melody and give the music a fuller, richer sound. In the hymn above, all the notes except the top row supply the harmonies.

1. Label the hymn:

- author
- composer
- verses
- refrain
- chorus

Aaron R. Wolfe
Refrain, James M. Gray

Talmadge J. Bittikofer

1. Com-plete in Thee! no work of mine May take, dear Lord, the place of Thine;
2. Com-plete in Thee! no more shall sin, Thy grace hath conquered, reign with-in;
3. Com-plete in Thee-each want sup-plied, And no good thing to me de-nied;
4. Dear Sav-ior! when be-fore Thy bar All tribes and tongues as-sem-bled are,

Thy blood hath par-don bought for me, And I am now com-plete in Thee.
Thy voice shall bid the tempt-er flee, And I shall stand com-plete in Thee.
Since Thou my por-tion, Lord wilt be, I ask no more, com-plete in Thee.
A-mong Thy cho-sen will I be, At Thy right hand, com-plete in Thee.

Yes, jus-ti-fied! O bless-ed thought! And sanc-ti-fied! Sal-va-tion wrought!

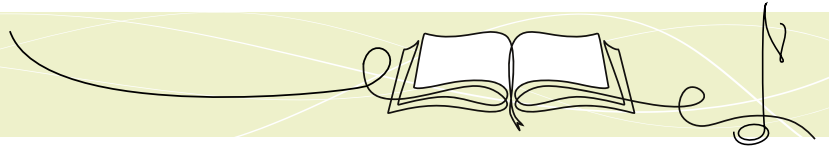
Thy blood hath par-don bought for me, And glo-ri-fied, I too, shall be!

2. What is the difference between the author and composer of a hymn?

True and False – circle the correct answer.

3. The purpose of each verse within the hymn is to tell the story of the song. TRUE FALSE
4. A chorus is a repeated line following each verse. It is written as part of the verses themselves and holds the main idea of the song. TRUE FALSE

Ties to Scripture



≡ BIBLE VERSE

For by grace are ye saved through faith; and that not of yourselves: it is the gift of God: Not of works, lest any man should boast. (Ephesians 2:8-9)

→ Copy Ephesians 2:8-9

→ *Amazing Grace*

You will be introduced to many different hymns throughout this course. Although you will spend a year focused on these great songs, it is impossible to study every one that is worthy of mention. “Amazing Grace” is one such hymn.

“Amazing Grace” was written by John Newton as an overflow of his own life experiences. In the mid-1700s, he took part in the slave trade and the many horrors accompanying that cruel and brutal work. Eventually, Newton repented and surrendered his heart to Christ. In stark contrast to his previous lifestyle of sin, God’s redemptive work was now on display in Newton’s life. With his unique perspective of the profound richness of God’s grace and saving power, “Amazing Grace” was penned.

This vivid depiction of the goodness of God has reverberated through the years. “Amazing Grace” continues to be one of the most loved hymns of all time.



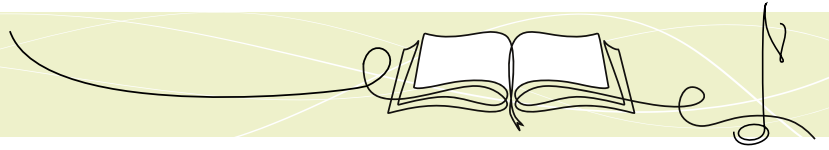
Answer the following questions.

- As you've already learned, Jesus said true worshipers will worship God in spirit and truth. It is important that our worship is based on truth. Because of this, many spiritual songs are founded on the infallible Word of God. Compare the first verse of "Amazing Grace" with the passages of Scripture below. Highlight the words and phrases from Scripture that could have possibly inspired Newton's writing.

Hymn	Scripture
Amazing Grace! How sweet the sound	For by grace are ye saved through faith; and that not of yourselves: it is the gift of God: Not of works, lest any man should boast. (Ephesians 2:8-9, The Apostle Paul writing about salvation.)
That saved a wretch like me!	O wretched man that I am! who shall deliver me from the body of this death? (Romans 7:24, The Apostle Paul writing about the carnal [earthly] man.)
I once was lost, but now am found;	For this my son was dead, and is alive again; he was lost, and is found. (Luke 15:24, Spoken by the father in the parable of the prodigal son coming home.)
Was blind, but now I see.	One thing I know, that, whereas I was blind, now I see. (John 9:25, Spoken by a man healed of blindness by Jesus.)

- John Newton would not have known how his writing would impact the world. Here we are hundreds of years later, still singing the words he wrote. With this in mind, why is it important that we write and sing songs that are based on the truth?

Ties to Scripture



≡ BIBLE VERSE

It is a faithful saying: For if we be dead with him, we shall also live with him:
If we suffer, we shall also reign with him: if we deny him, he also will deny us:
If we believe not, yet he abideth faithful: he cannot deny himself (2 Timothy 2:11–13).

→ Copy 2 Timothy 2: 11–13



Now that you understand what worship is and how we can worship through hymns, it is time to create your own short hymn. Your hymn will be based on 2 Timothy 2:11–13. You can choose to create one simple verse with a phrase for each line of Scripture or you can choose to add more details. After you have written your hymn, try coming up with a simple tune so you can sing it.

Hymn	Scripture 2 Timothy 2:11–13
	It is a faithful saying
	→ For if we be dead with him,
	we shall also live with him:
	If we suffer, we shall also reign with him:
	→ if we deny him, he also will deny us:
	If we believe not, yet he abideth faithful:
	→ he cannot deny himself

Optional: You can add extra verses to your hymn by researching other Scriptures with similar topics. You can use a Bible concordance or online Bible tool (with a parent’s permission) to look up additional verses with keywords like live, reign, faithful, or other words from 2 Timothy 2:11–13.

	→	
	→	
	→	
	→	
	→	
	→	
	→	
	→	
	→	
	→	
	→	
	→	
	→	
	→	
	→	
	→	
	→	

How Firm a Foundation

Author: Unknown (found in Rippon's *Selection of Hymns*)

Composer: Unknown
(traditional American melody found in Caldwell's *Union Harmony*)

Year written: 1787 (source of text); 1837 (source of tune)

KEY information



Follow along as you listen to the hymn "How Firm a Foundation" through your preferred music source.

synonym challenge

Optional: Circle words you are not familiar with, look them up, and write a synonym in the margin. Example: See verse 1.

VERSE 1

How firm a foundation, ye saints of the Lord,
Is laid for your faith in His excellent Word!

What more can He say than to you He hath said,
To you who for refuge to Jesus have fled? *have*

Christians

VERSE 2

Fear not, I am with thee; O be not dismayed,
For I am thy God, and will still give thee aid;
I'll strengthen thee, help thee, and cause thee to stand,
Upheld by my righteous, omnipotent hand.

VERSE 3

When through the deep waters I call thee to go,
The rivers of woe shall not thee overflow;
For I will be with thee, thy troubles to bless,
And sanctify to thee thy deepest distress.

VERSE 4

When through fiery trials thy pathway shall lie,
My grace, all sufficient, shall be thy supply.
The flames shall not hurt thee; I only design,
Thy dross to consume, and thy gold to refine.

VERSE 5

The soul that on Jesus hath leaned for repose
I will not, I will not desert to his foes
That soul, though all hell should endeavor to shake
I'll never, no never, no never forsake.

The Story Behind the Hymn

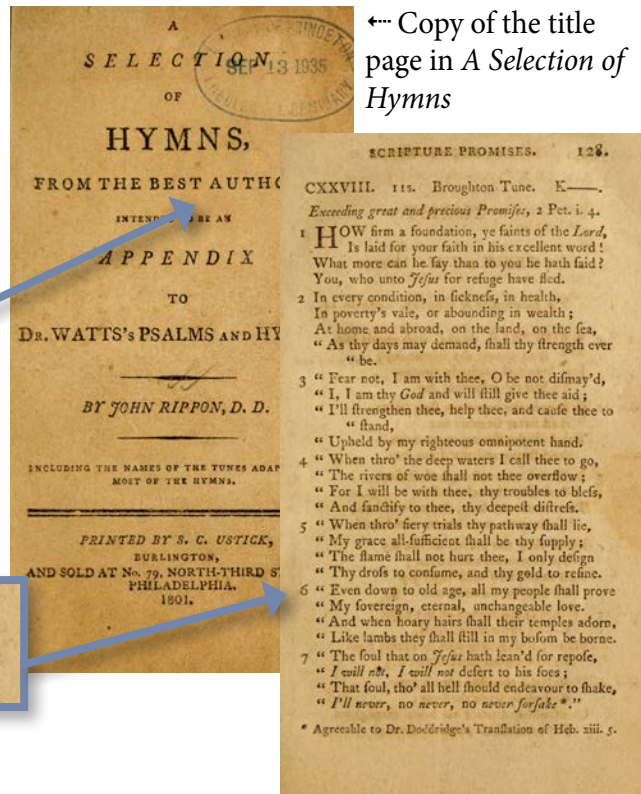
The hymn “How Firm a Foundation” has become one of my favorites — one of

my top three, actually. Unfortunately, we know nothing of this hymn’s author. When it was first published in 1787 in *A Selection of Hymns*, it bore the title “Exceeding Great and Precious Promises,” and that’s the gist of the words. In some of the older hymnals, an additional verse is given before verse five. Since it was not included in the verses listed on the previous page, I’ll add it here for completeness. It does add an extra dimension to the song.

6 “ Even down to old age, all my people shall prove
“ My sovereign, eternal, unchangeable love.
“ And when hoary hairs shall their temples adorn,
“ Like lambs they shall still in my bosom be borne.

“Even down to old age, all my people shall prove
“My sovereign, eternal, unchangeable love.
“And when hoary hairs shall their temples adorn
“Like lambs they shall still in my bosom be borne.

Within the seven verses, every situation in every believer’s life is covered, and we can see how God remains faithful. For example, in the verse above, it is speaking of growing old with gray hair, and God still has unchanging love for us. He allows and uses every event of our lives for our good and never, never forsakes us.



← Copy of the title page in *A Selection of Hymns*


↑ Oldest source of “How Firm a Foundation.” Notice how only the text is included and no music.



“How Firm a Foundation” is a wonderful reminder of the “Exceeding Great and Precious Promises” we can find in the Word of God. Use a Bible concordance or online Bible tool (with a parent’s permission) to research some of the promises of God. You can utilize the keywords “promise” and “blessing” to begin your research. Find two promises that encourage you, and write them in a separate notebook. Are these promises conditional (meaning you must do something, then God will follow through with His promise)? Why are these encouraging to you?

* Please see front matter for information on the optional Worldview Workout assignments.

Ties to Scripture



☰ BIBLE VERSE

Therefore leaving the principles of the doctrine of Christ, let us go on unto perfection; not laying again the foundation of repentance from dead works, and of faith toward God. (Hebrews 6:1)

Read & Reflect on the Bible verse above.

→ Copy Hebrews 6:1

☰ VERSE 1


How firm a foundation, ye saints of the Lord,
Is laid for your faith in His excellent Word!
What more can He say than to you He hath said,
To you who for refuge to Jesus have fled?

highlight words or phrases that relate to the Bible verse you read.

→ *How Firm a Foundation!*

Many of the grand old hymns of the faith are still treasured, even today. Their strength and enduring popularity lie in their use of music to teach scriptural truth, many times weaving in phrases from various scriptural passages to make a doctrinal point.

Such is the case with the hymn (of unknown authorship) normally entitled “How Firm a Foundation.” Each verse contains unusually rich scriptural insights, using the words of Scripture, primarily built around the theme of the security of the believer. As we look at the first verse, we see each Christian’s **pilgrimage** begins at salvation. There at the Cross, through the foundational instruction of the Word of God, we find everlasting life. We “have fled for refuge to lay hold upon the hope set before us: Which hope we have as an anchor of the soul, both sure and steadfast” (Hebrews 6:18–19).



↘ ↘ ↘
PILGRIMAGE: A spiritual journey

Once founded and anchored, we march on to maturity as stated in Hebrews 6:1, using the “word of God” (Hebrews 6:5) as our all-sufficient guide. There, He has told us all that we need to know to guide us through the days ahead, including the various perils and persecutions clarified in later verses, all the while resting in Him for security and ultimately realizing the “hope set before us” (Hebrews 6:18).



Listen to “How Firm a Foundation.”

Circle the correct answer.

1. Where does the author say the strength and enduring popularity of many hymns lie?
 - a. In the author of the hymn
 - b. In the composer of the tune
 - c. In the use of music to teach scriptural truth
 - d. In the number of hymnbooks each is found within
2. What theme is this hymn primarily built around?
 - a. The security of the believer
 - b. Not being afraid
 - c. Trials will come
 - d. Resting in Jesus
3. Where does each Christian’s pilgrimage (spiritual journey) begin?
 - a. When they start reading the Bible regularly
 - b. At salvation
 - c. When they journey to Jesus’ tomb
 - d. At baptism




WORSHIP
IN WORD
AND SONG

As you finish each hymn study within this course, you will be putting together a presentation for your family. Within the presentation, you will need to introduce the hymn title, author, and composer. You will also need to explain the purpose of the hymn and how Scripture ties to it. At the close, you will play and sing or listen to the hymn. While you will not find pen-on-paper tests throughout this course, you will be graded on your presentations. It is important that you are well-prepared and articulate your thoughts clearly. You can find the grading guidelines listed in the back of the book.

Review the grading guidelines on page 325 to understand what is expected as you present each hymn.

You will be guided through the process of putting your first presentation together as you continue working through the verses of “How Firm a Foundation.” This will serve as an example you can follow with future hymns. Please have a notebook available to keep notes and rough drafts as you prepare.

Ties to Scripture



☰ BIBLE VERSE

Fear thou not; for I am with thee: be not dismayed; for I am thy God: I will strengthen thee; yea, I will help thee; yea, I will uphold thee with the right hand of my righteousness (Isaiah 41:10).

☰ VERSE 2

Fear not, I am with thee; O be not dismayed,
For I am thy God, and will still give thee aid;
I'll strengthen thee, help thee, and cause thee to stand,
Upheld by my righteous, omnipotent hand.

Read & Reflect on the Bible verse above.

highlight words or phrases that relate to the Bible verse you read.


→ Copy Isaiah 41:10

→ Fear Not

The second verse of the hymn “How Firm a Foundation” follows quite closely to the words of Isaiah 41:10.

The Christian should hold no illusions regarding his possible circumstances. Our Savior does not promise a life of ease or wealth or even acceptance. He does promise that He will be with us no matter what; that He is just and powerful, able to deal rightly with any difficulty; and that we will be ultimately victorious with His help: “For I the LORD thy God will hold thy right hand, saying unto thee, Fear not; I will help thee” (Isaiah 41:13).

The New Testament authors reflected this theme in many other passages as well. Paul prayed for the believers at Colosse, that they would be “Strengthened with all might, according to his glorious power, unto all



patience and longsuffering with joyfulness” (Colossians 1:11). Christ promised: “These things I have spoken unto you, that in me ye might have peace. In the world ye shall have tribulation; but be of good cheer; I have overcome the world” (John 16:33).

TRIBUTATION Pressure; persecution or trouble

We have no cause for fear, for our Savior subjected Himself to far greater difficulties: “For consider him that endured such contradiction of sinners against himself, lest ye be wearied and faint in your minds” (Hebrews 12:3). He is “the author and finisher of our faith” (Hebrews 12:2). His victory is complete, and He is with us.



Listen to “How Firm a Foundation.”

Check all that apply.

1. What does our Savior promise?
 - He will always be with us.
 - We will have a life of ease.
 - We will be victorious with His help.
 - He is just and powerful.
 - We will have wealth and acceptance.
 - He is able to deal with any difficulty.




WORSHIP
IN WORD
AND SONG

Today you will begin taking notes for your presentation on “How Firm a Foundation.”

- Open your notebook to a blank page, then title the top of the page with the hymn title. Below it, list the information you have already learned about the author, composer, year written, and any other notes you have found interesting. It would also be helpful to list the Scripture references from the Ties to Scripture section for the verses you’ve already studied, and a short explanation of those verses. Gathering information into one place is an important part of your research.

Ties to Scripture



BIBLE VERSE

When thou passest through the waters, I will be with thee; and through the rivers, they shall not overflow thee: when thou walkest through the fire, thou shalt not be burned; neither shall the flame kindle upon thee (Isaiah 43:2).

Read & Reflect on the Bible verse above.

VERSE 3

When through the deep waters I call thee to go,
The rivers of woe shall not thee overflow;
For I will be with thee, thy troubles to bless,
And sanctify to thee thy deepest distress.

highlight words or phrases that relate to the Bible verse you read.

→ Copy Isaiah 43:2

→ *Deep Waters*

We live in a world that is plagued by the effects of sin and the Curse, where even the most godly Christian is subject to the ravages of disease, accident, old age, famine, drought, and pestilence, and the sins and sinful choices of others.

Many times, our suffering is deserved, due to the consequences of our personal sin or improper choices. The consequent suffering may be the direct result of our actions or may be the chastisement of God to correct our behavior. Other times, bad things happen for what seems to be no reason, simply because we live on a sin-cursed earth. God uses all circumstances to mold our character, making us more like His dear Son. Whatever the cause, there are times when we must go through “deep waters.” But we do not face them alone, as the third verse of “How Firm a Foundation” teaches.



SANCTIFICATION The act of making holy, pure; the setting apart for a special purpose

James begins his book on the effective Christian life by discussing the benefits of trials: "Knowing this, that the trying of your faith worketh patience... Blessed is the man that endureth temptation [or trials]: for when he is tried, he shall receive the crown of life" (James 1:3, 12). Job reflects the same triumphant attitude as do other Scripture writers (e.g., 1 Peter 1:7; Romans 8:18; etc.), as well as many saints down through the ages. God has not promised to keep our lives free from times of distress, but He has promised to be with us through them and to use them to bring about our ultimate **sanctification**.



Listen to "How Firm a Foundation."

Match the words and phrases.

- | | |
|--|--------------------------------|
| _____ 1. Effects of sin and the Curse | a. Patience |
| _____ 2. Given for enduring temptation | b. Disease, accidents, old age |
| _____ 3. Produced by trials of faith | c. He will be with us |
| _____ 4. God promises this | d. Crown of life |
5. James 1 tells us that those who endure temptation and trials shall receive a crown of life. When you think about this crown of life, what image comes to mind? Sketch it below.



WORSHIP
IN WORD
AND SONG

Remember, you will be graded on whether your presentation is inviting and interesting. Take a few minutes to brainstorm some ideas to add interest. Would you like to create a visual display? Would you like to have background music playing while you are speaking? Would you like to invite the audience to engage with your presentation through questions or other ways to interact? Maybe you could create a hand-out with some of the basic information about the hymn. These are a few ideas to get you going, but the sky is the limit! You can be as creative as you'd like. When your audience is engaged in the topic you are presenting, they will more easily remember what you share.

- Continue adding notes to your notebook for your presentation.
- Make notes in your notebook about how you would like to make your presentation inviting.

Ties to Scripture



BIBLE VERSE

Beloved, think it not strange concerning the fiery trial which is to try you... But rejoice, inasmuch as ye are partakers of Christ's sufferings; that, when his glory shall be revealed, ye may be glad also with exceeding joy. If ye be reproached for the name of Christ, happy are ye (1 Peter 4:12-14).

Read & Reflect on the Bible verse above.

VERSE 4

When through fiery trials thy pathway shall lie,
My grace, all sufficient, shall be thy supply.
The flames shall not hurt thee; I only design,
Thy dross to consume, and thy gold to refine.

highlight words or phrases that relate to the Bible verse you read.

→ Copy 1 Peter 4:12-14

→ Fiery Trials

In addition to the normal distresses of life come outright persecution — direct opposition to the Christian and his faith by enemies of the Cross. Millions of Christians down through the ages have even suffered **martyrdom** for their testimony, and many are suffering today around the world.

Christ promised that we would be hated for our stand (John 15:18-21), but He also prayed for us, not that we would be spared the persecution, but that we would be victorious in it and sanctified through it. "...the world hath hated them, because they are not of the world, even as I am not of the world. I pray not that thou shouldest take them out of the world, but that thou shouldest keep them from the evil... Sanctify them through thy truth" (John 17:14-15, 17).

↘ ↘ ↘
MARTYRDOM

Death because of one's faith



This is the message of the fourth verse of “How Firm a Foundation.”

In His wisdom, He may choose to allow persecution to block life’s pathway, but we will not face such opposition alone. His grace will supply our every need.

Heating gold above its melting point allows the denser gold to be separated from the frothy impurities (or dross), thus purifying the gold. Just so does God allow “fiery trials” in our lives, pushing us beyond the melting point, to “purify unto himself a peculiar people, zealous of good works” (Titus 2:14).



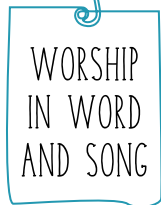
Listen to “How Firm a Foundation.”

Circle the correct answer.

1. Verse 4 of “How Firm a Foundation” states that God’s grace is our supply through trials. TRUE FALSE
2. In John 17, Jesus said the world would hate Christians because Christians are not of the world. TRUE FALSE

Fill in the blank.

3. God is purifying unto Himself a people zealous (passionate) for _____.




- Review the notes you made yesterday about how you would like to make your presentation interesting. Begin working on any visual displays or ideas to engage your audience that need to be created.
- Add new notes into your notebook with information you learned today.

When you present the hymn, part of your grade will be based on your posture and the confidence you display.

- Practice standing and speaking in front of a mirror today. Be sure to stand tall with your shoulders back. The way you stand when you speak to others indicates to them whether or not you are confident in what you are saying.

Ties to Scripture



BIBLE VERSE

Let your conversation be without covetousness; and be content with such things as ye have: for he hath said, I will never leave thee, nor forsake thee (Hebrews 13:5).

Read & Reflect on the Bible verse above.

VERSE 5

The soul that on Jesus hath leaned for repose
I will not, I will not desert to his foes
That soul, though all hell should endeavor to shake
I'll never, no never, no never forsake.

highlight words or phrases that relate to the Bible verse you read.

→ Copy Hebrews 13:5

→ *I Will Never Leave Thee*

This marvelous promise of security ought to serve to strengthen us in the face of any and all opposition. Our trust is in the Lord and His promises, in stark contrast to the preceding admonition to let our mindset “be without covetousness; and [to] be content with such things as [we] have.”

A **covetous** spirit actually breaks the last of the Ten Commandments, and this warning tells us that such a spirit can afflict a Christian if he allows himself to become discontented with God’s provision. The presence of God is far more precious than material possessions, and this should be enough.

Actually, the promise is even more emphatic in the original Greek. The word “leave,” which means to uphold or sustain, is preceded by a twice-repeated negative.

It literally means, “I will not, I will not cease to uphold you!”

The word “forsake” implies forsaking one in a position of hopelessness, and it is preceded by a thrice-repeated negative: “I’ll never, never, never abandon you in a hopeless state!”

⚡ ⚡ ⚡
COVETOUS: wanting badly
what someone else has



Furthermore, this is a personal promise from Christ Jesus. The phrase “he hath said” is in an intensive mode in Greek and could rightly be translated, “He Himself hath said.” Our Lord stakes His reputation on His ability to provide us security. No wonder “we may boldly say, The Lord is my helper, and I will not fear what man shall do unto me” (Hebrews 13:6).

The last verse from the grand hymn “How Firm a Foundation” now takes on new meaning.



Listen to “How Firm a Foundation.”

Answer the following questions.

1. When our trust is in the Lord and His promises, what is the result (see Hebrews 13:5)?

2. In the original Greek, Hebrews 13:5 is telling us that Jesus will _____, will _____ cease to uphold us, and will _____, _____, _____ abandon us!



WORSHIP
IN WORD
AND SONG

- Review the notes you have in your notebook already and add new notes with information from today’s reading.
- Continue working on any displays or engagement ideas that need to be created.
- Test the method you plan to utilize to play the hymn. (This could be a phone, computer, stereo, or an instrument if you are playing it yourself.)
- Make notes about how the Bible verses you’ve read connect to the hymn verses.
- Create a rough draft for your presentation. This doesn’t have to be written in paragraph form, it can be a simple outline. When presenting the information, you will want to have notes but will not want to read directly from the paper. Be sure you understand what you have learned so you can share it confidently.
- Review the grading guidelines to check that you are meeting expectations in your preparation.

You will find a presentation checklist combined with a grading page for this hymn in the back. Be sure to do your final checklist at the top tomorrow, and then give the sheet of paper to your teacher so they can make notes and grade your presentation. You’ve prepared for this and you will do great!



WORSHIP
IN WORD
AND SONG

Hymn Presentation

Today is the day! You will be presenting “How Firm a Foundation” to your family. Along with the hymn, you will want to present the Ties to Scripture you have learned along the way. Take time to finalize everything you need before your hymn presentation.

- Review your rough draft outline and create your final version.
- Finalize any displays and engagement ideas.
- Set up your song-playing method.

Remember, speak clearly, hold your shoulders back, and have fun sharing what you’ve learned!

Hymn Presentation Grading Guide

Posture	<input type="checkbox"/> Stands straight and tall, shoulders back <input type="checkbox"/> Exhibits confidence	____ / 5
Well-Prepared	<input type="checkbox"/> References notes when necessary <input type="checkbox"/> Does not read everything directly from page	____ / 15
Introduction	<input type="checkbox"/> Correctly names hymn and author/composer	____ / 10
Hymn Explanation	<input type="checkbox"/> Understands and clearly explains meaning	____ / 20
Ties to Scripture	<input type="checkbox"/> Understands and clearly explains the connection	____ / 20
Articulate	<input type="checkbox"/> Speaks fluently, clearly, and with confidence	____ / 10
Inviting Presentation	<input type="checkbox"/> Engaging, interesting, and draws listener in	____ / 15
Smooth Transition	<input type="checkbox"/> Method to play song tested and prepared beforehand <input type="checkbox"/> Smooth transition from speaking to singing/listening	____ / 5
Total		____ / 100

Notes

Answer Key

Quarter 1 Answer Key

DAY 1, PAGE 14

1. Jesus said true worshipers would worship God in spirit and truth.
2. Answers may vary but should include an understanding of worship starting within our spirit and then overflowing into an outward expression.
3. Answers may vary. Possible answers include: singing, praying, reading the Bible, giving, going to church, etc.
4. If this optional assignment is completed, student should have written information on how the pastor or leader they interviewed would define worship, what forms worship can take, and why we should worship God.

DAY 2, PAGE 16

1. All scripture is given by **inspiration of God**, and is **profitable for doctrine, for reproof, for correction, for instruction** in righteousness: That the man of God may be perfect, thoroughly furnished unto all good works. (2 Timothy 3:16-17)
2. Answers will vary. Hymns lead us into true worship. When we sing them, we are instructed of biblical truth, reminded of who God is and all He has done for us, and warned of the wages of rejection.
3. We should sing psalms, hymns, and spiritual songs to teach and admonish one another.

DAY 3, PAGE 18

1.

Author: Aaron R. Wolfe, Refrain: James M. Gray, **Composer:** Talmadge J. Bittkofer

Verse:

1. Com-plete in Thee! no work of mine may take, dear Lord, the place of Thee.
2. Com-plete in Thee! no more shall sin, Thy grace hath conquered, reign with-in.
3. Com-plete in Thee! each want sup-plied, And no good thing to me de-void.
4. Dear Sav-ior! when be-fore Thy bar All tribes and tongues as-sem-bled are.

Refrain:

The blood hath pur-don bought for me, And I am now com-plete in Thee.
 Thy voice shall bid the tempt-er flee, And I shall stand com-plete in Thee.
 Since Thou my pur-tion, Lord wilt be, I ask no more, com-plete in Thee.
 A-mong Thy cho-sen will I be, At Thy right hand, com-plete in Thee.

Chorus:

Yes, jus-ti-fied! O bless-ed thought! And sanc-ti-fied! Sal-va-tion wrought!
 Thy blood hath pur-don bought for me, And glo-ri-fied, I too, shall be!

2. The author of a hymn is the person who writes the words of the song while the composer is the one who writes the music for the song.
3. True
4. False

DAY 4, PAGE 20

1.

Scripture

For by **grace are ye saved through faith**; and that not of yourselves: it is the gift of God: Not of works, lest any man should boast. (Ephesians 2:8-9, The Apostle Paul writing about salvation.)

O wretched man that I am! who shall deliver me from the body of this death? (Romans 7:24, The Apostle Paul writing about the carnal [earthly] man.)

For this my son was dead, and is alive again; **he was lost, and is found.** (Luke 15:24, Spoken by the father in the parable of the prodigal son coming home.)

One thing I know, that, whereas **I was blind, now I see.** (John 9:25, Spoken by a man healed of blindness by Jesus.)

2. Answers may vary but should include an understanding that remembering truths about God are easier within song. If a hymn was not based on truth, those singing it would remember and sing things that are not true about God. Jesus said true worship is based on truth (John 4:23).

DAY 7, PAGE 26

1. c
2. a
3. b

DAY 8, PAGE 28

1. He will always be with us.
 We will have a life of ease.
 We will be victorious with His help.
 He is just and powerful.
 We will have wealth and acceptance.
 He is able to deal with any difficulty.

DAY 9, PAGE 30

1. b
2. d
3. a
4. c
5. Student should have sketched what comes to their mind when they think about a crown of life.

DAY 10, PAGE 32

1. True
2. True
3. good works

DAY 11, PAGE 34

1. When our trust is in the Lord and His promises, we are content with what we have.
2. not, not, never, never, never

DAY 13, PAGE 36

1. d
2. fervency; effectiveness

DAY 14, PAGE 38

1. Angels are continually at war with fallen angels and they aid us in our spiritual warfare.

DAY 15, PAGE 40

1. Possible answers: Righteous, Creator, He has all authority, holy, sinless, ever-living, just, judge
2. Christ enabled God and sinners to be reconciled; We were reconciled by the death of Christ.

DAY 16, PAGE 42

1. The immortal One dying.
 Doing good works to bring salvation.
 The sinless God substituting for human sinners.
 The judge paying the penalty for the guilty.
 The sacrificial substitute being without sin.
 Reconciling ourselves to God.
2. Emmanuel means "God with us."

DAY 17, PAGE 44

1. a
2. c

DAY 18, PAGE 46

1. ye; temple; Spirit; God; you
2. Jesus

DAY 20, PAGE 48

1. Answers may vary. Possible answers include: He reclaimed sinners, He stood in my place of condemnation, He sealed my pardon, He offers full atonement, He finished the work of redemption and is now in heaven, He is coming back to bring His ransomed home, or any personal reasons.
2. Optional: As we've previously learned, true worship is based on truth. Which Scripture passages back up your reasons for praising Christ as answered above in question 1. Pull out a Bible concordance or use an online Bible tool (with a parent's permission) to assist you in your study. You can try looking up the words you wrote to see if those are in the Bible. If you can't find those specific words, try looking up synonyms of those words.

DAY 21, PAGE 50

1. Gossip
 True
 Pure
 Sin
 Stressful
 Honest
 Lovely
2. cross out obedience, replace with defiance;
cross out accuse, replace with deliver or reclaim

DAY 22, PAGE 52

1. Answers may vary. Possible answers include: Christ chose to stand condemned where we belonged or God made Him to be sin for us that we might be made the righteousness of God in Him.
2. pardon

DAY 23, PAGE 54

1. e, g, f, a, b, d, c

DAY 24, PAGE 56

1. Answers may vary. Possible answers include: Both similarities were lifted up, everyone that looked upon the serpent lived and everyone that looks to the Cross has eternal life, both are examples of how God has a plan for sin.
Answers may vary. Possible answers include difference: Looking upon the serpent saved someone's physical life while looking at the Cross saves someone's eternal (spiritual) life, the serpent only worked for that time period but the Cross is for all time.