

LEARNING ABOUT GOD

BY CHERIE NOEL

LEARNING ABOUT GOD – STUDENT MANUAL

First Edition by Cherie Noel

Copyright © 1990, 2004, 2010, 2023 by Positive Action for Christ, Inc.
P.O. Box 700, 502 W. Pippen Street, Whitakers, NC 27891

All rights reserved. No part may be reproduced in any manner without permission in writing from the publisher.

positiveaction.org

Fourth Edition, 2023

First Printing

Printed in the United States of America

ISBN: 978-1-59557-360-5

Illustration

Julie Dickerson

Fourth Edition Writing and Revision

Jim Lord

Consulting and Contributions

Helen Boen, CJ Harris, Michelle Harris, Christa Lord, Jennifer Mason,
Miya Nakamura, Brent Niedergall, Stephanie Smith

Additional Graphics and Design

Shannon Brown, Jim Lord, Jesse Snow

Map imagery derived from maps copyright © 2019, Map Resources.

Published by



CONTENTS

UNIT 1

- 1** Our Amazing God..... 5
- 2** Creation..... 8
- 3** Adam and Eve..... 13
- 4** The Fall 16

UNIT 2

- 5** Noah..... 21
- 6** The Tower of Babel 24
- 7** Abraham, Sarah,
and Isaac..... 27
- 8** Jacob and Esau..... 30
- 9** Joseph, Part 1..... 35
- 10** Joseph, Part 2..... 41

UNIT 3

- 11** Moses' Birth..... 44
- 12** The Exodus..... 47
- 13** The Wilderness..... 53
- 14** Joshua and Rahab 56
- 15** Samson 59

UNIT 4

- 16** Solomon 62
- 17** Naaman and the
Servant Girl 67
- 18** Daniel, Part 1 73
- 19** Daniel, Part 2 76
- 20** Jonah 79

UNIT 5

- 21** Jesus' Birth 85
- 22** The Shepherds and
the Magi 91
- 23** Jesus' Childhood..... 94
- 24** Jesus' Disciples 99
- 25** Jesus' Teaching 102
- 26** Zacchaeus and
Nicodemus 107
- 27** Jesus' Miracles..... 110

UNIT 6

- 28** Jesus' Stories, Part 1..... 113
- 29** Jesus' Stories, Part 2 116
- 30** Jesus' Death..... 121
- 31** Jesus' Resurrection..... 124
- 32** The Church..... 129
- 33** Paul's Faith 132
- 34** Paul's Ministry 135
- 35** Review 138

Scripture Memory..... 143

LESSON 1
OUR AMAZING GOD


1-A OUR POWERFUL GOD

God made many beautiful things, like butterflies.



Trace the lines to complete the picture.

Color both wings to match each other.



1-B OUR RIGHTEOUS GOD

God wants us to be **kind** and **true**. God does not want us to sin.



Use **red** to color the steps that say **K** or **T**. Color the rest **green**. Then color the flowers.



1-C OUR LOVING GOD




In each picture, find the letter and circle it.

L

O

V



E

S



What do the letters spell? Trace the letters.

God L O V E S you!

LESSON 2
CREATION

2-A GOD MAKES THE WORLD



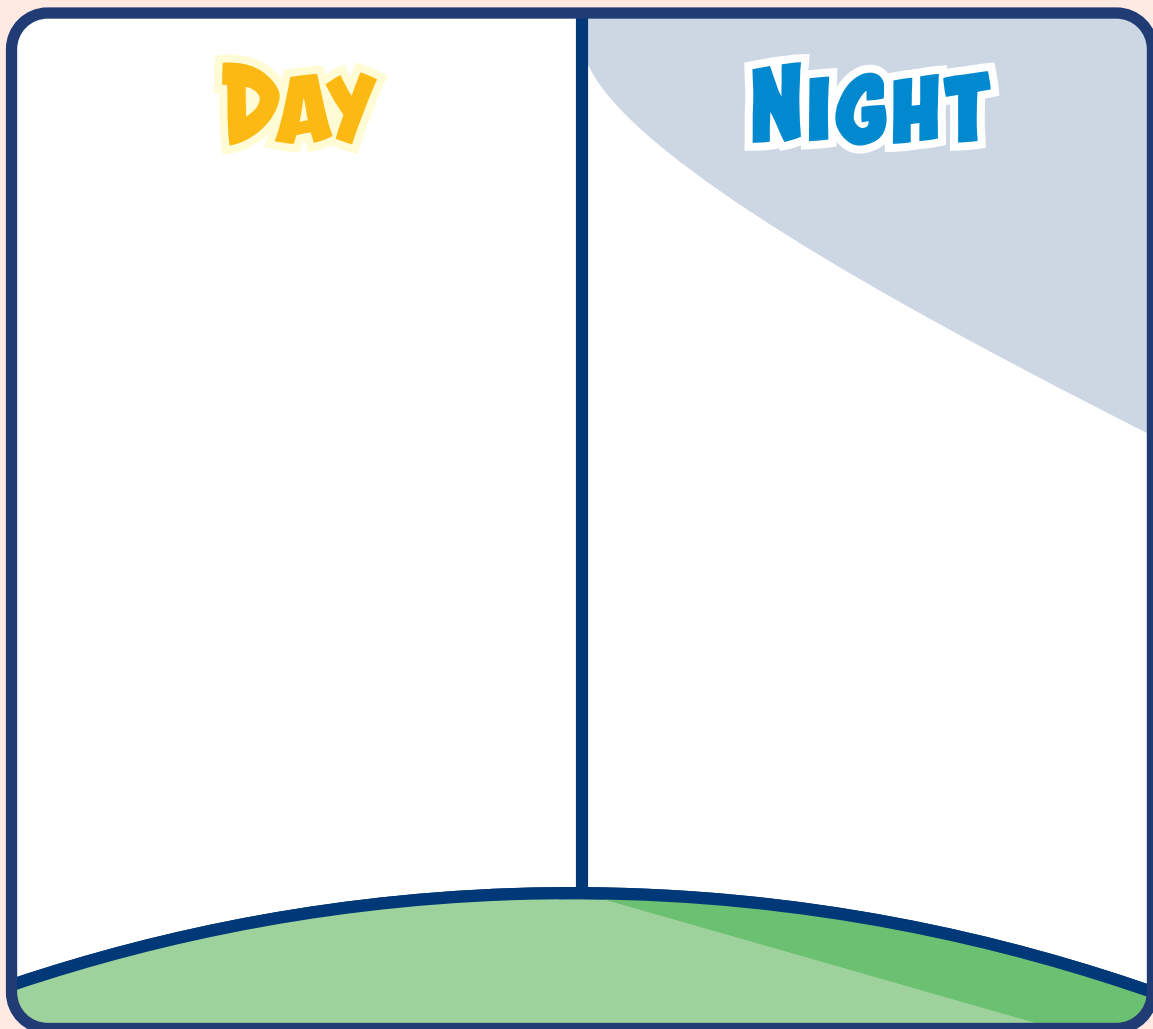
Draw the things below to complete the picture.



◦ In the **DAY**, draw the **sun** and **2 clouds**.



◦ In the **NIGHT**, draw the **moon** and **3 stars**.



2-B GOD FILLS THE WORLD



Cut out the things that God created. Then glue each picture in the right box.

DAY 1

**LIGHT AND
DARK**

DAY 2

**SKY AND
CLOUDS**

DAY 3

**LAND AND
PLANTS**

DAY 4

**SUN, MOON,
AND STARS**

DAY 5

**BIRDS AND
FISH**

DAY 6

LAND ANIMALS

2-C WORK, PLAY, AND REST



Trace the words to finish the sentences.
Finish coloring the pictures.

When I work, I can do my

best.



When I play, I can

share.





When I rest, I can thank

God.



CUTOUTS FOR 2-B





LESSON 3
ADAM AND EVE

3-A THE FIRST MAN AND WOMAN



Trace the words to finish the sentences.

**The first man
was called**

A d a m .

**The first woman
was called**

E v e .



Circle the correct numbers.

- How many **people** are in the picture? 1 2 3
- How many **animals** are in the picture? 3 4 5



3-B THE FIRST SIN



Finish the picture of the Tree of Knowledge.

- Trace the **outside** of the tree.
- Draw **2** more pieces of **fruit** in the tree.
- Draw a **snake** in the tree.



3-C OBEY OR DISOBEY




Draw **✓** near the children **obeying** the rules.

Draw **X** near the children **disobeying** the rules.




Don't touch toys in the store.



Don't kick others.



Share your toys.



Play nicely on the swings.

