



# I CAN BE... HUMBLE

**Supply List – Lesson 1**

- Tape measure
- Bathroom scale
- Card stock or cardboard
- Two bowls
- Pitcher of water
- Plastic wrap
- Sieve or colander



Hello, I'm pleased to meet you! My name is Ms. Beth. I am so happy to be joining you this year! We are going to learn many wonderful things about God. My children, Andrew and Sarah, will be learning along with us, and my husband, Mr. Luke, will give us some fun challenges.



Did you know that you are growing every single day? We grow in all sorts of ways. You're probably taller than you were last year, and you might even be a bit smarter. There is another way that you can grow, too! You can grow in your faith. This means that you are learning more about God, the way He wants you to live, and having a relationship with Him. You can truly know God. You can know what He likes and dislikes, you can talk to Him, and you can love Him. This is the most important way to grow!

We are going to read many things from the Bible this year. We read the Bible to find out who God is and how He wants us to live. You might get taller as you work through this course, but I pray that's not the only way you grow! I would love to see you grow in your faith.



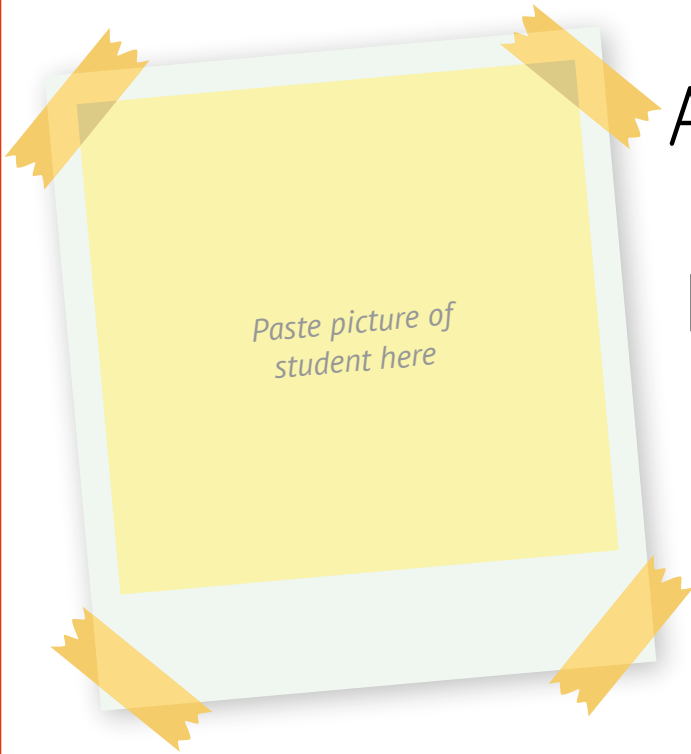
Let's start off with a check-in. If we note some information about you now, we can check at the end of the year to see how much you've grown.

Name \_\_\_\_\_  
\_\_\_\_\_  
\_\_\_\_\_

Age \_\_\_\_\_  
\_\_\_\_\_  
\_\_\_\_\_

Height \_\_\_\_\_  
\_\_\_\_\_  
\_\_\_\_\_

Weight \_\_\_\_\_  
\_\_\_\_\_  
\_\_\_\_\_



Now that we've figured all of that out, I have something else for you to do. You probably already know some things about God. For instance, did you know He never does anything bad? That means He is good! You also probably know that He wants you to be kind and patient.

**Note to Teacher:**

→ Please assist your student with this activity. You can ask leading questions based on what your student understands. Example: We know God never does anything bad, so that means He is . . . (good). You can also assist with the types of pictures to draw or simply write the words for your student. Examples: Draw a heart for “God is love,” the earth for “God is the Creator,” a smile for being kind, etc.



Choose one day over the next two weeks to utilize Growing in Skills Lesson 1 found on pages 353–354.



In the box below, I'd like you to draw pictures to show what you know about Him and how He wants you to live.

A large, empty rectangular box with a thin red border, intended for a student to draw pictures related to the lesson.

God is so amazing! I'm looking forward to our check-in at the end of the year. We will get to see how your body has grown but also how much your faith has grown!





## MR. LUKE'S CHALLENGE

Are you ready to hide God's Word in your heart? When you memorize verses from the Bible, that is hiding God's Word in your heart because you will never lose them. Even if a Bible isn't in front of you, you still have those verses in your heart. Each lesson, I am going to challenge you with a new verse to memorize! First Peter 2:2 tells us that we will grow as we continue to learn more of the Bible. Say the verse aloud three times and trace the words below.

Like newborn babies, long for the  
pure milk of the word, so that  
by it you may grow in respect to  
salvation. | Peter 2:2

**Note to Teacher:**

*The character trait for this lesson is humble, which will be introduced later. We will build on the idea that it takes humility to grow.*



As we learn about God, we will be looking at accounts from the Bible that tell us the history of the world through people, places, and events. An account is a story. The stories we find in the Bible aren't like any other story you find on a bookshelf. The Bible stories or accounts that we are going to talk about are about real people and real things that really happened. The Bible is full of God's words to us. He wanted to be sure we knew the truth, so He gave us the Bible. Other books and stories on your shelves might be pretend stories, but everything in the Bible is always true!

## TIME IN THE TRUTH

At the beginning of time, God created everything in just six days! Follow the timeline below to see what He did each day.



After God finished creating, He said everything was very good. He then rested on the seventh day.

*(Summary based on Genesis 1; 2:1–2)*

God is wise. We can see that He is wise when we look at the creation story. Plants need the sun in order to grow. If God waited more than a day, the plants would have died while they were waiting for the sun to be created! He knew the perfect order to create everything exactly when it was needed.

**Let's Chat!** What do you think "wise" means? What does it mean when we say that God is wise?

(Student's response)

When someone is wise, it shows that they make good decisions. They choose the right thing. God always makes the best decisions! The creation story shows us that God is wise.

**Let's Write!** What does the creation story show us?

1. God is \_\_\_\_\_ .

### MR. LUKE'S CHALLENGE

Close your eyes to imagine a baby girl crying for milk. Nothing will make her happy until she is fed! She needs the milk in order to grow. This is how we should feel about the Bible. We should want to keep learning more of what it says because that is how we grow in our faith! When you say your verse today, start by lying on the floor. Slowly get up as you are saying the words and finish the verse on the tips of your toes, as tall as you can be! After you have practiced the verse three times, trace the words on the next page.



Like newborn babies, long for the  
pure milk of the word, so that by it  
you may grow in respect to salvation.

1 Peter 2:2

**Note to Teacher:**

*You can choose to leave the "GOD" page in the book or hang on the wall to display. Your student will be adding two puzzle pieces each quarter.*

**Let's Cut & Paste!** Cut out the puzzle piece below and glue it in the correct place on the puzzle found on page 349.



**INTENTIONALLY BLANK**





## MR. LUKE'S CHALLENGE

Get creative! Practice your verse however you would like today. You can whisper it, sing it, talk like a robot while saying it, say it while doing jumping jacks, or any other fun idea you have! After saying your verse, trace the words below.

Like newborn babies, long for the pure milk of the word, so that by it you may grow in respect to salvation. 1 Peter 2:2



**Let's Chat!** We are going to start reading a little book today about the gospel. We will read a few pages each lesson and then talk about what we read. Have you heard the word “gospel” before? What do you think it means?

(Student's response)


-----



The word “gospel” means good news. I’m excited to hear this good news!



Read from



through



Wow! Did you hear what the best news in the whole world is? God loves you and He wants you to be with Him forever! We need to get out a Bible and look up a verse in the New Testament. The New Testament is the second section of the Bible. Let’s find John 3:16 and read it together.

**Note to Teacher:**

Find John 3:16 and read it aloud.

**Note to Teacher:**

If your student is asking questions about how to live with God forever, be sure to answer right away. It is best to answer your student’s questions when they show interest.

**Note to Teacher:**

Cut a piece of card stock or cardboard to the size of the bookmark. Instruct your student to glue the decorated paper to the card stock.

This verse tells us that God loves us so much He sent Jesus to make a way for us to live with Him. As we continue reading through our little book about the gospel, we will find out how we can do that! This is another way we can see that God is wise. He created us, and He knows exactly what we need.

We are done reading in our little book about the gospel for today, but I don’t want to lose our spot! Please cut out the bookmark below and decorate it however you would like.

GOD TELLS US  
ABOUT HIMSELF  
in THE BIBLE

GOD IS  
WISE!

GOD IS  
SAVIOR!

GOD IS  
OMNIPOTENT!

GOD IS  
COMPASSIONATE!



## MR. LUKE'S CHALLENGE

You've done a great job working to memorize the verse for this lesson! Last week you traced words, but this week it is going to get a bit more challenging. Look at the words above the verse. Find each word within the verse and highlight it. Once you have done this, say the verse aloud three times.

### Words to Find

word    grow    babies  
long    salvation    milk    you

1. Like newborn babies, long for the pure milk of the word, so that by it you may grow in respect to salvation. | Peter 2:2



Have you ever heard someone pray? Praying is simply talking to God. We can talk to God anywhere and at any time. This is an important part of growing in our faith. We don't have to write down the things we pray, but if we choose to write our prayers, it can help us remember to pray each day. There is a journal in the back of this book that you and your teacher will be using each lesson. Your part to fill out is a prayer journal. This journal will help you learn how to pray about different topics. Jesus taught us how to pray in the Bible. Let's read what He said about prayer!



Pray, then, in this way:

“Our Father who is in heaven, Hallowed be Your name. Your kingdom come. Your will be done, On earth as it is in heaven. Give us this day our daily bread. And forgive us our debts, as we also have forgiven our debtors. And do not lead us into temptation, but deliver us from evil. [For Yours is the kingdom and the power and the glory forever. Amen.”] Matthew 6:9–13

When we pray, we don’t have to say the exact words Jesus said, but we should pray about more than just the things we want God to give us. Jesus showed us how to pray about many things. We are going to use a model of prayer called the **ACTS** model. A is for Adore, C is for Confess, T is for Thanks, and S is for Supply.

Are you ready to pray? Turn to page 305 to read more about what each type of prayer is and then fill out your prayer journal for this lesson. You will find four sections to fill out. In each of the sections, you can draw or write what you’d like to pray about. After you’ve done this,

take some time to talk to God out loud about those things.

Talking to God is just like talking to a person. Even though you can’t see Him, He can hear what you are saying because He is with you. Psalm 145:18 says, “The LORD is near to all who call on Him.” He loves to hear you pray!



**Supplies:**

- Two bowls
- Pitcher of water
- Plastic wrap
- Sieve or colander

**Note to Teacher:**

*This activity has the student spilling water so a towel or tablecloth would be helpful to protect your table.*

Mr. Luke’s challenge for this lesson has been a verse about growing in faith. In order to grow in faith, we need to be humble. Humble means that you think about yourself the way God thinks about you, and you also think about others the way God thinks about them. You are special! Other people are special! If you begin thinking you are *more* special than others, that is called pride. Pride is the opposite of being humble.

Someone with pride says, “I am better than everyone else, and I don’t need to grow any more.”

Someone who is humble says, “I am special, but I still have a lot of growing to do.”

Think back to the verse you’re memorizing. Does God want you to keep growing?

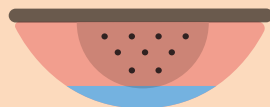
Circle: **Yes**      **No**

God wants us to continue growing. It is very important to be humble in order to grow!

**Let’s Apply!**

Fill each bowl with about one inch of water at the bottom, making sure both have the same amount of water. Each bowl represents a person, and the water represents their faith. Now, place plastic wrap over the top of one of the bowls and lay the sieve or colander over the top of the other. Try pouring a couple more inches of water into each bowl.

Draw an X on what happened to the bowl with plastic wrap. Circle what happened to the bowl with the sieve or colander.



# SNAPSHOT REMINDER!



The plastic wrap represented pride. This person started with a little bit of faith, but it couldn't grow because they thought they were more special than everyone else. People like this say and do things that make other people feel bad.

The sieve or colander represented a humble heart. This person started with a little bit of faith, but it grew into a lot of faith! People who are humble know that they are special, and they know that God made other people special too. They say and do things to make others around them feel good.

Draw a picture below of the bowl that represents who you would like to be.



### Note to Teacher:

Please do not worry about spelling on memory verse assignments. The goal is to memorize and understand the message of the text.

## MR. LUKE'S CHALLENGE

It's almost time to say the whole verse on your own! Today, write the words that go in the blanks, then say it aloud three times.

1. Like newborn \_\_\_\_\_, long for  
the pure \_\_\_\_\_ of the \_\_\_\_\_,  
so that by it \_\_\_\_\_ may \_\_\_\_\_  
in respect to salvation. | Peter 2:2



## Let's Write!

I can be humble.

God is wise.

God loves me and  
wants to be with me  
forever!

### Note to Teacher:

You can choose to leave the Time in the Truth Timeline in the book or hang it on the wall to display.

### Note to Teacher:

You can choose to leave the “Mr. Luke’s Challenge” page on page 347 in the book or hang on the wall to display. Your student will memorize one verse per lesson.

**Timeline!** Look at the Time in the Truth Timeline on pages 394–395 to see where this lesson fits in time.

## MR. LUKE'S CHALLENGE







It's challenge day!  
Say your verse to your teacher, then add a sticker or stamp next to 1 Peter 2:2 on the “Mr. Luke’s Challenge” page on page 347.  
You did it!



# REMEMBER! COMPLETE GROWING IN SKILLS

If you haven't completed Growing in Skills Lesson 1 on pages 353–354, complete it now.

**Bonus Challenge!** As your faith is growing, you can't keep it to yourself! Choose one or more of the options below to review what you've learned this lesson:

-  Tell a family member what it means that God is wise.
-  Use toys to role-play the differences between being prideful and being humble.
-  Redo the Apply lesson with the two bowls and water while you explain it to a family member.
-  Create a page that shows what God created on each day of creation and share it with someone.
-  Listen to the hymn “The Perfect Wisdom of Our God” with your teacher and talk about how this connects with what you've learned.
-  Optional: Print off the memory verse words from the free download, glue them in the proper order on a piece of paper, and hang it on the wall so others can see it.

**Note to Teacher:**

Read the verses and question below, then use the journal in the back to record your own answer and an answer from your student.

## JOURNAL THIS

Good and upright is the LORD;  
Therefore He instructs sinners in the way.  
He leads the humble in justice,  
And He teaches the humble His way.  
All the paths of the LORD are lovingkindness and truth  
To those who keep His covenant and His testimonies.  
Psalm 25:8–10

You've learned that in order to grow, you must be humble. God leads and teaches us when we are humble. What things are you learning from God right now?



Bible

# ENRICHMENT: GROWING IN SKILLS

**Note to Teacher:**

*It is recommended to start each Growing in Skills day by listening and singing along to a books of the Bible song from your preferred music source.*



Each lesson, we are going to spend a day learning how to read and find verses in the Bible. Get your Bible out and find the page toward the beginning called “Table of Contents” or “Contents.” This page is like a key that unlocks where to find each book in the Bible!

The Bible is split up into two main sections. The first section of the Bible is called the Old Testament and the second is called The New Testament. We are going to focus on the New Testament right now. The New Testament books are shown on the next page, but it looks like the first is missing! You can find the name of this book in your Bible. Write the first book of the New Testament on the next page.



# THE NEW TESTAMENT

1. \_\_\_\_\_

Mark	Philippians	James
Luke	Colossians	1 Peter
John	1 Thessalonians	2 Peter
Acts	2 Thessalonians	1 John
Romans	1 Timothy	2 John
1 Corinthians	2 Timothy	3 John
2 Corinthians	Titus	Jude
Galatians	Philemon	Revelation
Ephesians	Hebrews	

2. How many books are in the New Testament? \_\_\_\_\_

### Note to Teacher:

Cut a piece of card stock or cardboard to the size of the bookmark. Instruct your student to glue the paper to the card stock.

The Table of Contents page helps us know where to find each book of the Bible. Cut out the bookmark below so you can keep this page marked in your Bible.

## NEW TESTAMENT

Matthew  
Mark  
Luke  
John  
Acts  
Romans  
1 and 2 Corinthians  
Galatians  
Ephesians  
Philippians  
Colossians  
1 and 2 Thessalonians  
1 and 2 Timothy  
Titus  
Philemon  
Hebrews  
James  
1 and 2 Peter  
1, 2, and 3 John  
Jude  
Revelation

# ANSWER KEY

## Lesson 1, Day 3

1. wise

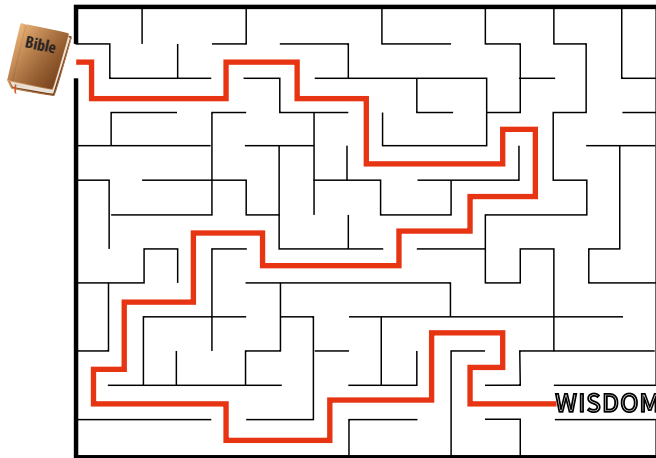
## Lesson 1, Day 6

1. Like newborn babies, long for the pure milk of the word, so that by it you may grow in respect to salvation. 1 Peter 2:2

## Lesson 1, Day 8

1. babies, milk, word, you, grow

## Lesson 2, Day 13



## Lesson 2, Day 15

1. Jesus

## Lesson 2, Day 16

1. How very rich are God's wisdom and knowledge! How He judges is more than we can understand! The way He deals with people is more than we can know! Romans 11:33; NIRV

## Lesson 2, Day 18


G	O	D	Z	P	S	Q	H	C	T	W	H
V	U	N	V	L	J	P	Y	K	N	O	W
Z	M	Z	G	W	X	O	W	L	R	S	Q
R	M	I	X	I	J	B	S	K	W	E	G
Y	L	N	A	S	K	V	F	G	R	D	D
Y	S	D	R	E	M	A	M	V	C	X	Q
Y	O	X	H	U	M	B	L	E	I	A	R

1. rich, wisdom, more, way, people

## Lesson 2, Day 20

1. humble
2. wise

## Lesson 3, Day 21



## Lesson 3, Day 23

1. Savior

## Lesson 3, Day 25

1. Jesus

## Lesson 3, Day 26

1. The generous man will be prosperous, and he who waters will himself be watered. Proverbs 11:25

## Lesson 3, Day 28

1. generous, man, he, will, be

## Lesson 4, Day 33

H	J	G	V	K	D	O	G	W	J	N	Y
R	E	O	S	A	V	I	O	R	E	E	N
C	S	S	I	A	L	I	F	B	P	W	L
N	U	P	K	B	C	O	N	F	E	S	S
S	S	E	Q	H	M	U	F	C	X	O	G
B	E	L	I	E	V	E	E	G	M	D	O
Z	T	A	J	F	O	R	G	I	V	E	D

## Lesson 4, Day 35

1. eternal life

