



MASTER BOOKS CURRICULUM

Author:

Jessica McCullar

Master Books

Creative Team:

Editor: Willow Meek and
Craig Froman

Design: Jennifer Bauer

Cover Design:

Diana Bogardus

Copy Editors:

Judy Lewis
Willow Meek

Curriculum Review:

Kristen Pratt
Laura Welch
Diana Bogardus

Permission is granted for copies of reproducible pages from this text to be made for use with immediate family members living in the same household. However, no part of this book may be reproduced, copied, broadcast, stored, or shared in any form beyond this use. Permission for any other use of the material must be requested by email from the publisher at info@nlpg.com.

First printing: December 2022

Copyright © 2022 by Jessica McCullar and Master Books®. All rights reserved. No part of this book may be reproduced, copied, broadcast, stored, or shared in any form whatsoever without written permission from the publisher, except in the case of brief quotations in articles and reviews. Permission for any other use of the material must be requested by email from the publisher at info@nlpg.com.

For information write:

Master Books, P.O. Box 726, Green Forest, AR 72638
Master Books® is a division of the New Leaf Publishing Group, Inc.

ISBN: 978-1-68344-304-9

ISBN: 978-1-61458-815-3 (digital)

Unless otherwise noted, Scripture is from the New American Standard Bible®, Copyright © 1995 by The Lockman Foundation. All rights reserved.

Where marked NIRV, Copyright © 1995, 1996, 1998, 2014 by Biblica, Inc.®. Used by permission. All rights reserved worldwide.

Printed in the United States of America

Please visit our website for other great titles:
www.masterbooks.com



Jessica McCullar is a homeschool graduate who now homeschools her children. She taught at a private school for several years before God opened a door allowing her to stay home with her young children. Jessica works for Master Books as the Customer Experience Manager where she offers support to thousands of homeschoolers every day.

She and her husband, Jimmy, have six children and enjoy living in sunny Florida. They are intentional about raising disciples and ministering to those around them.



Watch your child's faith grow as you work through the course, observing the plants grow!

COURSE DESCRIPTION

In this course, a single attribute of God is covered alongside a character trait every four weeks. It takes complex characteristics of God and breaks them down in a way that a young child can understand. Children will be learning to apply godly character traits in their lives through simple activities and hands-on ideas. The teacher will be guiding the student's faith journey through reading aloud, discussion prompts, memorization, and assignments.

Lessons are designed to last 15 - 30 minutes, three to four days per week, for 36 weeks.

COURSE OBJECTIVES

Students working through this course will:







-  Learn character traits and how to utilize them in his or her life
-  Understand various attributes of God's character
-  Develop a basic understanding of the biblical timeline, including the difference between the Old and New Testaments
-  Discuss biblical truths through focused conversations
-  Examine different types of prayer and work to create their own prayer journal
-  Demonstrate additional skills in using his or her Bible

TABLE OF CONTENTS

Where Does Faith Grow?	4
Understanding This Course	6
Scope and Sequence	10
Suggested Course Schedule	11
Worksheets	17
Complete Supply List	301
Complete Hymn List.....	303
Acts Prayer Model	305
Prayer Journal.....	307
Mr. Luke's Challenge.....	347
God Puzzle.....	349
Enrichment: Growing in Skills	351
Time in the Truth Timeline	394
Answer Key.....	397

WHERE DOES FAITH GROW?

FAITH GROWS AT HOME!

All people are disciples. Disciples are simply followers of someone leading. The real question is: Who is doing the discipling in your child's life? According to Deuteronomy 6 (along with many other portions of Scripture), you have been called to do the discipling. This chapter is such an important part of the Bible for us as parents. The LORD makes it clear — we are to diligently teach our children how to love Him. We are to talk of Him and His commands when we are sitting, walking, lying down, and rising. When our children ask us questions about our faith, He wants us to share the testimony of His goodness in our own lives. This doesn't naturally happen on its own; discipleship is intentional. When we look at the life of Jesus, we can see that God's model of training is discipleship. Jesus didn't hand a book to 12 men and walk away. He lived with them, ate with them, taught them, and experienced life with them. He was there for the highs and the lows and continued to point everything back to the Kingdom of God. In Matthew 16:5–12, the disciples realized they had forgotten bread to eat. In this very down-to-earth moment, Jesus decided it was time to teach an important spiritual lesson to them that had nothing to do with filling their physical stomachs. Discipling was at the top of Jesus' agenda.

This is the heart of the *Where Faith Grows* series.

I'm a second-generation homeschooler, and I grew up in a strong Christian home, attending church multiple times a week. Sadly, so many of the peers I attended church with have since walked away from the faith. This is a heart-wrenching fact that has played itself out countless times in the lives of church-attending teenagers becoming adults. According to the American Worldview Inventory 2020, conducted by the Cultural Research Center at Arizona Christian University, only 6% of American adults today have a biblical worldview. While this is shocking, it is even more shocking to discover that only 5% of those aged 37–55 possess a biblical worldview and, even worse, only 2% of Americans aged 18–36. In the mid-1990s, approximately 12% of American adults possessed a biblical worldview. Why the sharp decline? Where is the disconnect? Dr. George Barna commented on the results of the American Worldview Inventory 2020 that this is a dire warning sign and dramatic changes are necessary. He has advised parents of the youngest generation (those born after 2002) to evaluate and take any necessary steps to shape the worldview of their children. According to Barna, this evaluation should include the investment parents are making in a child's life (morally, spiritually, emotionally, and in regard to character, values, etc.). He says that his decades of worldview research indicate that worldview is established between the ages of 15 months and 13 years.

Research Cited:

https://www.arizonachristian.edu/wp-content/uploads/2020/10/CRC_AWVI2020_Release10_Digital_03_20200922.pdf

https://www.arizonachristian.edu/wp-content/uploads/2020/11/CRC_AWVI-2020_Release12_Restoring-America-by-Reframing-Its-Worldview.pdf

YOU ARE CALLED TO DISCIPLE YOUR CHILD!

We have depended too long on the local church to disciple our children. The local church is absolutely necessary and beneficial to our faith, but the main responsibility of the discipleship of children falls on parents. We have a short window of opportunity to pour into our children the foundational truths of our faith. As children mature into adults and their brains develop, learning new things becomes more difficult. This is a challenge that Jesus understood when He said for an adult to enter the Kingdom of Heaven, he has to become like a child (Matthew 18:3). Children have great faith! This is the time when they are impressionable; this is when we must make “the most of [our] time, because the days are evil” (Ephesians 5:16).

Once you understand your calling, it’s time to get intentional. *Where Faith Grows* becomes a tool in your hand as you lead your child into all God has for them. You don’t need another activity book, you need the tools to be successful in implementing a pattern of discipleship. *Level 2* works to continue building on what was covered in *Level 1*. The purpose of both of these levels is to set a strong foundation in understanding who God is and how He works in our lives. Within *Level 2*, you will also see an introduction to basic Bible skills and keeping a prayer journal. As you work through this course and allow discipleship to become a part of your everyday life, remember these words of God in Isaiah 54:13–17:

*“All your sons will be taught of the LORD;
And the well-being of your sons will be great.
In righteousness you will be established;
You will be far from oppression, for you will not fear;
And from terror, for it will not come near you.
If anyone fiercely assails you it will not be from Me.
Whoever attacks you will fall because of you.
Behold, I Myself have created the smith who blows the fire of coals
And produces a weapon for its work;
And I have created the destroyer to inflict ruin.
No weapon that is formed against you will succeed;
And you will condemn every tongue that accuses you in judgment.
This is the heritage of the servants of the LORD,
And their vindication is from Me,” declares the LORD.*

In Christ,



UNDERSTANDING THIS COURSE

Your student will be introduced to Ms. Beth, Mr. Luke, and their children, Andrew and Sarah. If you have already used *Where Faith Grows Level 1*, you will recognize Andrew and Sarah as being friends of Miah and Abby. Ms. Beth does most of the teaching within this level, while Mr. Luke provides fun challenges for your student. Andrew and Sarah pop in every once in a while to share something they are thinking or experiencing.

Most lessons are designed to span two weeks at three to four days per week. Review lessons (5, 10, 15, & 20) are set up to span one week.

SUPPLIES — You will need generic supplies like pencils, crayons, colored pencils, a highlighter, scissors, and glue. Small stickers or stamps are helpful for the memory verse chart. You will also need a full Bible for your student in your translation of choice. In addition to these supplies, you will find lesson-specific supplies both at the start of each lesson and in the back of the book. The list is for the entire lesson. When painting or using messy supplies throughout the course, you might find it helpful to have something to cover the surface of your table, like newspaper or a plastic tablecloth.

DAY 1 (CAN BE... — The first day of each lesson will cover a character trait. Your student will learn not only what the character trait is, but also how to utilize it in their life. There is a heavy emphasis on the Holy Spirit helping us to do these good works. You will also find the memory verse introduced on this day. Memory practice will continue each day of the lesson. You can find a complete list of the memory verses at the back of the book, with the option to check them off or place a sticker or stamp next to them as your student masters each one. The verses within this course are in either NASB1995 or NIRV, but if you prefer a different translation, you can adapt the assignment.

DAY 2 GOD IS... — The second day covers an attribute of God. Each time a new attribute is introduced, it is done so through a passage of Scripture or a summary of a Scripture passage.

DAY 3 LISTEN — The third day is a time to sit down with your student and have a direct conversation with them. There is a script included in the course, and you will also be reading from an additional book. Do this in whatever way feels most natural to you. If you enjoy cuddling on the couch together, by all means, go for it!

DAY 4 PRAY — On the fourth day, your student will be introduced to different types of prayer and will work to create their own prayer journal (the pages for this are found at the back of the book).





DAY 5 APPLY — The fifth day is a day of application of either the attribute of God or the character trait being learned. The goal is to either utilize the character trait or have a deeper understanding of the concept.

DAY 6 REVIEW — The sixth day is where you will review what you have covered throughout the lesson. Each review day will allow your student to pick an activity to share what they've learned. Your student will also be locating the account they learned in Time in the Truth on the timeline located in the back of this book.

ENRICHMENT: GROWING IN SKILLS — These assignments, designed to teach basic Bible skills, are located in the back of the course. There is one assignment per lesson, which can be used during any day within the lesson's timeframe. You will find a reminder to complete the assignment on both the first and last day of each lesson. Your student will be learning to navigate their Bible, understand how to read references, and memorize the names and order of the books of the Bible. Many of the questions your student will be asked are based on their own personal Bible. For those questions, you will not find answers in the answer key, as you will need to check their answers with their Bible. These assignments are designed to help your student become comfortable with using their Bible at a basic level. As your student progresses through higher levels of *Where Faith Grows*, their Bible skills will continue to grow and be sharpened. This paves the way for students to develop a love for God's Word!

TIME IN THE TRUTH This section will be found on day 1 or 2 of each lesson. It will either be direct Scripture or a summary based on several verses. The references are always listed below if you would like to read directly from your Bible. Your student will be learning that we find out who God is and how He instructs us to live by reading Scripture.

BIG THOUGHTS SERIES *Big Thoughts for Little Thinkers: The Gospel* and *The Mission* are essential resources for this course. You will be reading a small portion of one of these books on day 3 of each lesson. There are two other books in this series (*The Scripture* and *The Trinity*) that would also be a great addition to your home library.



MR. LUKE'S CHALLENGE

MR. LUKE'S BONUS CHALLENGE! The heart behind *Where Faith Grows* is to give you the tools to make discipleship a part of your everyday life. These bonus challenges are on the review day. Your student is instructed to pick at least one option, but you can incorporate as many of them as you'd like.

One of the review options includes a cut out activity for the memory verse. There is a free printable download available for this activity at www.masterbooks.com/classroom-aids.



► How can you track your student's faith journey in a tangible way? This is where journaling comes in! At the back of the course, you will find one front-and-back journaling page per lesson. On the prayer days, your student will be instructed to fill out the front, utilizing it as a prayer journal. The back will be utilized on the review day. You will find a Scripture verse and a question on the review day for you and your student to answer within the journal. Please fill out both your answer and your student's answer. You will also find a place to paste a snapshot. Grab a selfie of you and your student sometime during each lesson. Then print it out and have your student cut and paste it on the page. You're doing the discipling, so be sure to include yourself in these photos! I would absolutely love to see your snapshots in the Master Books app and in the Moms of Master Books Facebook group. When you share, hashtag your photos with #growingfaithathome!

As you work through the course, you will begin to put together a keepsake documenting the beautiful journey of faith your student is on. This element of the course will follow through all the levels of *Where Faith Grows* so you can see the growing faith of your student from *Level 1* through *Level 6*. You can pull these pages out to create a faith journey binder for your student and add extra pages in as needed.

ADDITIONAL NOTES:

This course is written for you to do with your student. This isn't the same as a math or language textbook — even if your student is reading well and enjoys independence, they need you for discipleship!

Children respond well to verbal affirmation, physical touch, and rewards. Throughout the course, you will find some areas where rewards are recommended. Feel free to add in any extra ones that you desire. A reward for each Bible verse memorized is a great motivator!

The nature of God is so complex. The concepts covered in this course are taking complex characteristics of God and breaking them down in a way that a young child can understand. Some children may be ready and asking for more than what will be covered here. In this case, please use the lessons as a launching pad for discussions that can go as deep as you'd like to take them.

Be sure to keep conversation and connection open with your child and be willing to answer their questions about God. If you don't know the answers, be honest and try to find them together. We will always be learning more about God. Remember, the best way to answer questions is with Scripture!

I recommend that you personally read each Bible passage and understand the context before covering it in the lesson with your student. You can do this by reading directly from your Bible, as I've included references for each Time in the Truth section. Another wonderful resource for understanding context is *The 10 Minute Bible Journey*. You will find a chart on the following page that outlines the corresponding section from *The 10 Minute Bible Journey* for each Time in the Truth day for your personal study. Note that *The 10 Minute Bible Journey* was not necessarily written as a children's Bible, so if you'd like to use this resource with your student, please pre-read to confirm you are comfortable with sharing the content.

As you become more comfortable with discipleship, incorporating a family devotion time encourages your entire family to grow together. Master Books offers many great resources for this, including ready-made "Morning Basket" options.

If you would like to record a grade for this course, I recommend grading based on the following subjective questions: Is your student showing interest in the topics covered? Is your student participating willingly and with a good attitude in the activities? Can your student share what they are learning back with you in an age-appropriate manner?

If you prefer a more objective grade, you can use mastery of the memory verses and Bible skills for grading purposes.

**I PLANTED,
APOLLOS
WATERED,
BUT GOD
WAS
CAUSING
THE
GROWTH
(1 CORINTHIANS 3:6).**

SCOPE AND SEQUENCE

<i>Lesson</i>	<i>Character Trait</i>	<i>Attribute of God</i>	<i>Memory Verse</i>
Lesson 1	I Can Be Humble	God is Wise	1 Peter 2:2
Lesson 2	I Can Be Humble	God is Wise	Romans 11:33; NIRV
Lesson 3	I Can Be Generous	God is Savior	Proverbs 11:25
Lesson 4	I Can Be Generous	God is Savior	Ephesians 2:8
Lesson 5	Review		
Lesson 6	I Can Be Faithful	God is Omnipotent	Galatians 5:22–23
Lesson 7	I Can Be Faithful	God is Omnipotent	Psalm 147:5; NIRV
Lesson 8	I Can Be Loving	God is Compassionate	Matthew 22:37–39
Lesson 9	I Can Be Loving	God is Compassionate	Lamentations 3:22–23
Lesson 10	Review		
Lesson 11	I Can Be Good	God is Victorious	Matthew 5:16
Lesson 12	I Can Be Good	God is Victorious	Proverbs 21:31
Lesson 13	I Can Be Peaceful	God is Omnipresent	Philippians 4:6–7; NIRV
Lesson 14	I Can Be Peaceful	God is Omnipresent	Proverbs 15:3
Lesson 15	Review		
Lesson 16	I Can Be Kind	God is Omniscient	Ephesians 4:32
Lesson 17	I Can Be Kind	God is Omniscient	Hebrews 4:13
Lesson 18	I Can Be Joyful	God is Love	Nehemiah 8:10
Lesson 19	I Can Be Joyful	God is Love	Romans 5:8
Lesson 20	Review		

ADDITIONAL RESOURCES

Essential: For the Student

- Big Thoughts for Little Thinkers: The Gospel, The Mission*

Optional: For the Teacher

- The 10 Minute Bible Journey*



Corresponding Sections from *The 10 Minute Bible Journey for Time in the Truth Days*

<i>Lesson</i>	<i>Account</i>	<i>Lesson</i>	<i>Account</i>
Lesson 1	1 & 2	Lesson 11	32
Lesson 2	3	Lesson 12	35
Lesson 3	4, 5, 6, & 7	Lesson 13	36
Lesson 4	8, 9, 11, 12, 13, 18, 19, & 20	Lesson 14	40
Lesson 6	22	Lesson 16	Bonus – Who were the 12 Disciples?
Lesson 7	25	Lesson 17	43
Lesson 8	27	Lesson 18	45, 46, & 47
Lesson 9	29	Lesson 19	52

SUGGESTED COURSE SCHEDULE

Date	Day	Assignment	Due Date	✓	Grade
<i>First Semester – First Quarter</i>					
Week 1	1	Complete Lesson 1 • I Can Be Humble • Pages 17–20			
	2				
	3	Complete Lesson 1 • God is Wise • Pages 21–23			
	4				
	5	Complete Lesson 1 • Listen • Pages 25–26			
Week 2	6	Complete Lesson 1 • Pray • Pages 27–28			
	7				
	8	Complete Lesson 1 • Apply • Pages 29–30			
	9				
	10	Complete Lesson 1 • Review • Pages 31–32			
Week 3	11	Complete Lesson 2 • I Can Be Humble • Pages 33–35			
	12				
	13	Complete Lesson 2 • God is Wise • Pages 37–38			
	14				
	15	Complete Lesson 2 • Listen • Pages 39–40			
Week 4	16	Complete Lesson 2 • Pray • Pages 41–42			
	17				
	18	Complete Lesson 2 • Apply • Pages 43–44			
	19				
	20	Complete Lesson 2 • Review • Pages 45–46			
Week 5	21	Complete Lesson 3 • I Can Be Generous • Pages 47–49			
	22				
	23	Complete Lesson 3 • God is Savior • Pages 51–53			
	24				
	25	Complete Lesson 3 • Listen • Pages 55–56			
Week 6	26	Complete Lesson 3 • Pray • Pages 57–58			
	27				
	28	Complete Lesson 3 • Apply • Pages 59–61			
	29				
	30	Complete Lesson 3 • Review • Pages 63–64			
Week 7	31	Complete Lesson 4 • I Can Be Generous • Pages 65–67			
	32				
	33	Complete Lesson 4 • God is Savior • Pages 69–70			
	34				
	35	Complete Lesson 4 • Listen • Pages 71–72			

<i>Date</i>	<i>Day</i>	<i>Assignment</i>	<i>Due Date</i>	✓	<i>Grade</i>
Week 8	36	Complete Lesson 4 • Pray • Pages 73–74			
	37				
	38	Complete Lesson 4 • Apply • Pages 75–76			
	39				
	40	Complete Lesson 4 • Review • Pages 77–78			
Week 9	41	Complete Lesson 5 • Fruit in Action • Pages 79–80			
	42				
	43	Complete Lesson 5 • Hiding God’s Word in Your Heart • Pages 81–84			
	44				
	45	Complete Lesson 5 • Review • Page 85			
<i>First Semester – Second Quarter</i>					
Week 10	46	Complete Lesson 6 • I Can Be Faithful • Pages 87–89			
	47				
	48	Complete Lesson 6 • God is Omnipotent • Pages 91–93			
	49				
	50	Complete Lesson 6 • Listen • Pages 95–96			
Week 11	51	Complete Lesson 6 • Pray • Pages 97–98			
	52				
	53	Complete Lesson 6 • Apply • Pages 99–100			
	54				
	55	Complete Lesson 6 • Review • Pages 101–102			
Week 12	56	Complete Lesson 7 • I Can Be Faithful • Pages 103–106			
	57				
	58	Complete Lesson 7 • God is Omnipotent • Pages 107–108			
	59				
	60	Complete Lesson 7 • Listen • Pages 109–110			
Week 13	61	Complete Lesson 7 • Pray • Pages 111–112			
	62				
	63	Complete Lesson 7 • Apply • Pages 113–114			
	64				
	65	Complete Lesson 7 • Review • Pages 115–116			
Week 14	66	Complete Lesson 8 • I Can Be Loving • Pages 117–119			
	67				
	68	Complete Lesson 8 • God is Compassionate • Pages 121–123			
	69				
	70	Complete Lesson 8 • Listen • Pages 125–127			

<i>Date</i>	<i>Day</i>	<i>Assignment</i>	<i>Due Date</i>	✓	<i>Grade</i>
Week 15	71	Complete Lesson 8 • Pray • Pages 129–130			
	72				
	73	Complete Lesson 8 • Apply • Pages 131–132			
	74				
	75	Complete Lesson 8 • Review • Pages 133–134			
Week 16	76	Complete Lesson 9 • I Can Be Loving • Pages 135–137			
	77				
	78	Complete Lesson 9 • God is Compassionate • Pages 139–141			
	79				
	80	Complete Lesson 9 • Listen • Pages 143–146			
Week 17	81	Complete Lesson 9 • Pray • Pages 147–148			
	82				
	83	Complete Lesson 9 • Apply • Pages 149–150			
	84				
	85	Complete Lesson 9 • Review • Pages 151–152			
Week 18	86	Complete Lesson 10 • Fruit in Action • Pages 153–154			
	87				
	88	Complete Lesson 10 • Hiding God’s Word in Your Heart • Pages 155–158			
	89				
	90	Complete Lesson 10 • Review • Pages 159–160			

<i>Date</i>	<i>Day</i>	<i>Assignment</i>	<i>Due Date</i>	✓	<i>Grade</i>
<i>Second Semester – First Quarter</i>					
Week 19	91	Complete Lesson 11 • I Can Be Good • Pages 161–163			
	92				
	93	Complete Lesson 11 • God is Victorious • Pages 165–168			
	94				
	95	Complete Lesson 11 • Listen • Pages 169–170			
Week 20	96	Complete Lesson 11 • Pray • Pages 171–172			
	97				
	98	Complete Lesson 11 • Apply • Pages 173–174			
	99				
	100	Complete Lesson 11 • Review • Pages 175–176			
Week 21	101	Complete Lesson 12 • I Can Be Good • Pages 177–179			
	102				
	103	Complete Lesson 12 • God is Victorious • Pages 181–182			
	104				
	105	Complete Lesson 12 • Listen • Pages 183–184			
Week 22	106	Complete Lesson 12 • Pray • Pages 185–186			
	107				
	108	Complete Lesson 12 • Apply • Pages 187–188			
	109				
	110	Complete Lesson 12 • Review • Pages 189–190			
Week 23	111	Complete Lesson 13 • I Can Be Peaceful • Pages 191–192			
	112				
	113	Complete Lesson 13 • God is Omnipresent • Pages 193–196			
	114				
	115	Complete Lesson 13 • Listen • Pages 197–198			
Week 24	116	Complete Lesson 13 • Pray • Pages 199–200			
	117				
	118	Complete Lesson 13 • Apply • Pages 201–202			
	119				
	120	Complete Lesson 13 • Review • Pages 203–204			
Week 25	121	Complete Lesson 14 • I Can Be Peaceful • Pages 205–208			
	122				
	123	Complete Lesson 14 • God is Omnipresent • Pages 209–210			
	124				
	125	Complete Lesson 14 • Listen • Pages 211–212			

<i>Date</i>	<i>Day</i>	<i>Assignment</i>	<i>Due Date</i>	✓	<i>Grade</i>
Week 26	126	Complete Lesson 14 • Pray • Pages 213–214			
	127				
	128	Complete Lesson 14 • Apply • Pages 215–216			
	129				
Week 27	130	Complete Lesson 14 • Review • Pages 217–218			
	131	Complete Lesson 15 • Fruit in Action • Pages 219–220			
	132				
	133	Complete Lesson 15 • Hiding God’s Word in Your Heart • Pages 221–224			
	134				
135	Complete Lesson 15 • Review • Pages 225–226				
<i>Second Semester – Second Quarter</i>					
Week 28	136	Complete Lesson 16 • I Can Be Kind • Pages 227–229			
	137				
	138	Complete Lesson 16 • God is Omniscient • Pages 231–233			
	139				
Week 29	140	Complete Lesson 16 • Listen • Pages 235–236			
	141	Complete Lesson 16 • Pray • Pages 237–238			
	142				
	143	Complete Lesson 16 • Apply • Pages 239–240			
	144				
145	Complete Lesson 16 • Review • Pages 241–242				
Week 30	146	Complete Lesson 17 • I Can Be Kind • Pages 243–246			
	147				
	148	Complete Lesson 17 • God is Omniscient • Pages 247–249			
	149				
Week 31	150	Complete Lesson 17 • Listen • Pages 251–252			
	151	Complete Lesson 17 • Pray • Pages 253–254			
	152				
	153	Complete Lesson 17 • Apply • Pages 255–256			
	154				
155	Complete Lesson 17 • Review • Pages 257–258				
Week 32	156	Complete Lesson 18 • I Can Be Joyful • Pages 259–260			
	157				
	158	Complete Lesson 18 • God is Love • Pages 261–263			
	159				
	160	Complete Lesson 18 • Listen • Pages 265–266			

<i>Date</i>	<i>Day</i>	<i>Assignment</i>	<i>Due Date</i>	✓	<i>Grade</i>
Week 33	161	Complete Lesson 18 • Pray • Pages 267–268			
	162				
	163	Complete Lesson 18 • Apply • Pages 269–270			
	164				
	165	Complete Lesson 18 • Review • Pages 271–272			
Week 34	166	Complete Lesson 19 • I Can Be Joyful • Pages 273–275			
	167				
	168	Complete Lesson 19 • God is Love • Pages 277–278			
	169				
	170	Complete Lesson 19 • Listen • Pages 279–282			
Week 35	171	Complete Lesson 19 • Pray • Page 283			
	172				
	173	Complete Lesson 19 • Apply • Pages 285–287			
	174				
	175	Complete Lesson 19 • Review • Pages 289–290			
Week 36	176	Complete Lesson 20 • Fruit in Action • Pages 291–292			
	177				
	178	Complete Lesson 20 • Hiding God's Word in Your Heart • Pages 293–296			
	179				
	180	Complete Lesson 20 • Review • Pages 297–300			