

JOURNAL ENTRY

Malakai and Aliyah begin various weeks with a journal entry that helps students relate to that week's teaching. Some of these are from their real experiences and some are made up for the book.

TALK ABOUT IT!

This will connect readers to the journals and other teachings in the book. Feel free to have younger students speak the answer to the teacher, while older students can write it out if they wish.

talk about it!



CHECK IT WITH THE WORD!

The Bible says that we should test everything through the Word of God, that means that everything we read and hear, even our own thoughts, need to be checked with the Bible. We'll be doing this every week!

KEY TRUTH

Every week we are going to write down one important thing that we are learning, called our key truth, and at the end of the week we will often put it into our journal, so try to remember it while you write it!



CHARACTER STUDY

Character studies are built in in a very relational way. Each week will have a brief discussion of a character trait and how it ties into the Bible, our faith, and our Christian walk. Optional extension activities are built in with word studies (for older students to begin to understand synonyms and antonyms and have more context for the word) and flashcards to enhance the lessons. These are not required and are explained further on.

COPYWORK

Copywork: Each week students will be copying certain verses of the Bible that help them better understand the truth of each lesson. Copying and writing things helps us remember them better. That means it is so important to write out the Scriptures to help us learn them and better apply them to our lives. If the verses are too long for the student's stamina or ability, the teacher may copy part of the verse, leaving key words for the student to write according to their ability.

FLASH CARD FUN

Flashcards are creative ways to learn. And because the character traits are so important, you'll be creating these each week and using them for reviews. Use 3 x 5 cards or any other format you wish to write the information on, then feel free to design them with your own artistic flair! Make it optional if you like!

HYMN STUDY, ART STUDY, POEM STUDY



We'll be exploring hymns, poems, and artwork on various weeks, learning what they mean and how they help us learn about teachings in God's Word.

WORD STUDY

Word studies are created specifically for older students, teaching them more about the word meanings, as well as synonyms and antonyms in the process. You can learn more about a word by finding similar words, just like you can learn more about something by looking at things that are opposite of it.

COLOR IT, DRAW IT



These are times to color or draw an image that is based often on the character study or key truths. Everything in the lessons is designed to build on the key teachings.



JOURNAL

This journaling time can be for older students who can write out their responses, or for younger students who share or narrate their responses to their teachers. This section helps bring the

week's lesson to a close.

QUARTERLY REVIEWS

The week at the end of each quarter is used as a review time. Keep student flashcards handy and enjoy this time looking back over the prior lessons, all that God's Word has taught you.

COURSE SUPPLY LIST

There are a few items you will want to have handy each week, which include:

- colored pencils or crayons
- a pencil or marker
- and scissors.

A few items throughout the course are used for optional projects, which would include:

- 3 x 5 index cards
- stickers
- journal
- highlighters
- post-it notes
- tape
- poster board
- paint
- paint brushes




QUARTER 1:

Who Is God?



Let's get started!

This is a special book. Your parent or teacher probably bought it because they wanted you to learn more about the Bible and who God is. It is your very own, very special journal, and in it you will be reading through two kids' journals who are the same age (or close to the same age) as you are! I wrote about my son, Malakai, who is 8, and my daughter, Aliyah (Ah-lee-yah), who is 6. They are real kids, and some of the stories and journal entries in this book are real, some of them I made up.



Most of the time, kids don't read the introductions to their school books. Those are written to your parents or teachers, but like I said, this book is special! It isn't a book for an adult. It is a journal all for you to help you document your journey with Jesus and learn more about who God is, who YOU are in God, and what it means to be a Christian and live a life that can change the world!



He loves you SO, SO much, and I know that He is just as excited as you are that you are starting this journey to learn more about Him.

So every time it's Bible time, every time you pull this special book out, I want you to think of it a little bit differently than your other school work. This book is full of stories and coloring and drawing and beautiful paintings and poetry, and you'll be creating your very own journal of what God is teaching you this year!

I'm so excited to have you join me and my kids, and I can't wait to see and hear about your journal when you are done!

Happy adventuring with Malakai and Aliyah!


Rebecca Spooner

(I'm the writer, and Malakai and Aliyah's mom!)



Today mom bought me a journal to use for school. She told me that I could write about what I do and what I learn and what I am thinking about so that I can remember when I am older. We went to church and Mrs. Drycke (our Sunday school teacher) told us about something called "The Trinity." She said that it meant that God was three people, but all one God. She drew a triangle to show that even though there are three different sides — the Holy Spirit, God the Father, and Jesus the Son — they are all God. Jesus died for us on the Cross and He took our sin, so He actually conquered death! Hi-yah! God is our Father up in heaven. He created everything just by talking! And the Holy Spirit can talk to us and help us and is always with us, and He is our friend who never leaves us!

Malakai



Day: ① 2 3 4

talk about it!



Trinity means 3. Do you remember the three people who are God?

What other power do you think God has?



The Bible says that we should test everything through the Word of God. That means that everything we read and hear, even our own thoughts, need to be compared (or checked) with the Bible to make sure it is true. Not everything we read or hear or think is true, so turn in your Bible to John 14:26 and let's read together. Your Bible might be a little bit different than mine, so you can read in your own if you prefer:

But the Helper, the Holy Spirit, whom the Father will send in my name, he will teach you all things and bring to your remembrance all that I have said to you. (John 14:26)



In this verse, Jesus is speaking about the Holy Spirit being sent by the Father in heaven. It shows us all three persons of God in one verse. Isn't that cool?

Copy the Key Truth on the lines.



God is 3 in 1

God is 3 in 1

Handwriting practice lines consisting of four sets of solid top and bottom lines with a dashed middle line.

Name: _____

Day: 1 2 3 4

Copywork: Did you know that copying and writing things can help us remember? Every week, we are going to copy a Bible verse to help us learn more about who God is and what He says.

But the Helper, the Holy Spirit...
will teach you all things... (John 14:26)

Handwriting practice area with multiple sets of three horizontal lines (top, middle, bottom) for copying the text above.

Name: _____

Day: 1 2 3 4

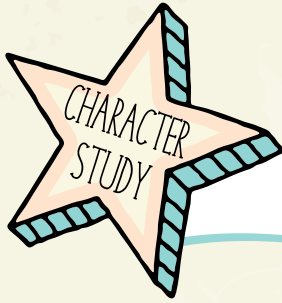


The Holy Trinity by Luca Rossetti da Orta (1738-1739)

LET'S TALK ABOUT IT!

1. This painting was done by an artist named Luca Rossetti da Orta. What is the setting of the painting (where they are)? (the clouds / up in the sky)
2. Do you notice the rings of light coming up from the three of them? What do you think that means? (answers may vary)
3. There are lots of symbols used in this painting, like the cross behind Jesus, or Jesus with holes in his feet and hands. These help us get a better picture of what the artist meant and are called symbolism. Do you notice the triangle around God's head? Do you know what that means? Do you remember what a triangle shows us? (God is three persons in one, or the Trinity).





Name: _____

Day: 1 2 ③ 4

HUMBLE

Sometimes we have reasons to be proud of ourselves and what we have done (like being really good at reading or playing a sport). To be humble means that you aren't showing off. It's kind of like lowering yourself instead of thinking of yourself as better than people and making them feel bad. The Bible talks about clothing ourselves with humility.



Today I am going to teach you a new word — synonym.

A synonym just means that it has the same meaning as another word. Finding synonyms can help us have a better understanding of a word.

Synonyms of humble are:

modest

simple

meek

Circle your favorite word to help you understand what humble means.

Flash Card FUN

Make a flashcard with this week's character trait on it and decorate it however you want!



Name: _____

Day: 1 2 ③ 4

color  it!




I AM HUMBLE

Name: _____

Day: 1 2 3 ④

draw  it!

Each week, you have space to draw a picture, paint, or even use stickers or pieces of paper to illustrate (show) what you are learning about. In the space below, draw something that comes to mind when you think of God. This might be something God created, or it might be Jesus healing someone who was sick, or it might be the Holy Spirit in the form of the dove that came down on Jesus when he was baptized.





Name: _____

Day: 1 2 3 ④

Each week there is a space for you to do some writing and to answer some questions to help you get started. If you aren't able to write yet, that's okay! A parent or teacher can write down your thoughts for you. Writing is all about getting our thoughts and words out on paper, so you are still writing even if you don't hold the pencil (cool, huh?).

This week, you learned about God being three and yet one. That is called "The Trinity." This year, you are going to be learning more about all three persons of God — the Father, the Son (Jesus), and the Holy Spirit. Write a little something about what you remember from this week.

Handwriting practice area with multiple sets of horizontal lines (solid top and bottom lines with a dashed midline).

NOT ON MY OWN STRENGTH ...

Thank You, God, for teaching me to be humble, to not brag or show off but to care about other people.

