

## Two-syllable words

## 1. Review Your Word List

Look at the word list below and read each word to yourself. Then review each definition.

**Syllables** are small units of sound that make up a word. When you have more than one syllable in a word, usually one of the syllables is more pronounced, which means it is emphasized more strongly, or loudly, than the other syllables.

Example: **hockey**

This word has two syllables: **hock** and **ey**. Notice that when you pronounce this word you naturally say it in two parts, **hock-ey**. You will also notice that the first syllable **hock** is emphasized more than the second syllable **ey**.

**List Words****Definitions**

photo	<i>photo</i>	• A picture taken with a camera.
again	<i>again</i>	• Once more, to repeat.
hamper	<i>hamper</i>	• A large basket with a cover for storing dirty clothing.
cycle	<i>cycle</i>	• A term used to describe a vehicle with wheels that is ridden upon.
danger	<i>danger</i>	• An unsafe condition.
enter	<i>enter</i>	• To walk or travel into something such as a room or a place.
bacon	<i>bacon</i>	• Salted, sliced meat from the sides and back of a pig.
basket	<i>basket</i>	• A container that is weaved out of reeds or straw.
auto	<i>auto</i>	• Another name for an automobile.
lumber	<i>lumber</i>	• Logs cut in elongated plank shapes that are used to build structures.

## 2. Take Your Pretest

Turn to the next page to the Pretest section and your teacher will ask you to write each list word one at a time.

Date: \_\_\_\_\_

Pretest - Lesson 2:

Correction Area:

- |     |       |       |
|-----|-------|-------|
| 1.  | _____ | _____ |
|     | ----- | ----- |
|     | _____ | _____ |
| 2.  | _____ | _____ |
|     | ----- | ----- |
|     | _____ | _____ |
| 3.  | _____ | _____ |
|     | ----- | ----- |
|     | _____ | _____ |
| 4.  | _____ | _____ |
|     | ----- | ----- |
|     | _____ | _____ |
| 5.  | _____ | _____ |
|     | ----- | ----- |
|     | _____ | _____ |
| 6.  | _____ | _____ |
|     | ----- | ----- |
|     | _____ | _____ |
| 7.  | _____ | _____ |
|     | ----- | ----- |
|     | _____ | _____ |
| 8.  | _____ | _____ |
|     | ----- | ----- |
|     | _____ | _____ |
| 9.  | _____ | _____ |
|     | ----- | ----- |
|     | _____ | _____ |
| 10. | _____ | _____ |
|     | ----- | ----- |
|     | _____ | _____ |

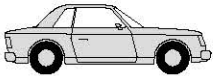
Carry-over Words:

Correction Area:

- |     |       |       |
|-----|-------|-------|
| 11. | _____ | _____ |
|     | ----- | ----- |
|     | _____ | _____ |
| 12. | _____ | _____ |
|     | ----- | ----- |
|     | _____ | _____ |
| 13. | _____ | _____ |
|     | ----- | ----- |
|     | _____ | _____ |

photo	hamper	danger	bacon	auto
again	cycle	enter	basket	lumber

A. Find and circle each list word in the puzzle below.



k	l	x	n	o	c	a	b	d
p	u	z	f	y	u	g	a	a
h	m	j	c	t	q	a	s	n
o	b	l	o	v	w	i	k	g
t	e	n	t	e	r	n	e	e
o	r	e	p	m	a	h	t	r

B. Unscramble these list words.

Imebru

1. \_\_\_\_\_  
-----  
\_\_\_\_\_

ptoooh

2. \_\_\_\_\_  
-----  
\_\_\_\_\_

dgnrae

3. \_\_\_\_\_  
-----  
\_\_\_\_\_

hmapre

4. \_\_\_\_\_  
-----  
\_\_\_\_\_

bsktea

5. \_\_\_\_\_  
-----  
\_\_\_\_\_

bcoan

6. \_\_\_\_\_  
-----  
\_\_\_\_\_

clyce

7. \_\_\_\_\_  
-----  
\_\_\_\_\_

toau

8. \_\_\_\_\_  
-----  
\_\_\_\_\_

photo	hamper	danger	bacon	auto
again	cycle	enter	basket	lumber

A. Write a list word to match each definition. Use each list word only once.

1. Unsafe condition.

\_\_\_\_\_

.....

\_\_\_\_\_

2. Meat from a pig.

\_\_\_\_\_

.....

\_\_\_\_\_

3. A picture from a camera.

\_\_\_\_\_

.....

\_\_\_\_\_

4. A container weaved from straw.

\_\_\_\_\_

.....

\_\_\_\_\_

5. A large basket to hold clothes.

\_\_\_\_\_

.....

\_\_\_\_\_

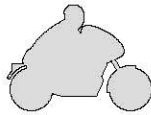
6. Once more, to repeat.

\_\_\_\_\_

.....

\_\_\_\_\_

7. A wheeled ride on vehicle.



\_\_\_\_\_

.....

\_\_\_\_\_

8. To go in some place.

\_\_\_\_\_

.....

\_\_\_\_\_

9. Planks of wood.

\_\_\_\_\_

.....

\_\_\_\_\_

10. Another name for an automobile.

\_\_\_\_\_

.....

\_\_\_\_\_

B. Copy the following sentence. **He drove the auto instead of the cycle, because the danger was too great.**



\_\_\_\_\_

.....

\_\_\_\_\_

.....

\_\_\_\_\_

.....

\_\_\_\_\_

.....

\_\_\_\_\_

.....

\_\_\_\_\_

Lesson 2  
Day 4

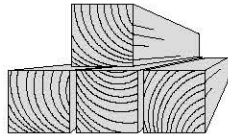
Date: \_\_\_\_\_

photo hamper danger bacon auto  
again cycle enter basket lumber

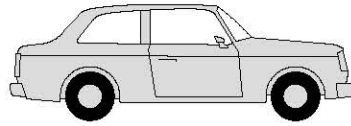
A. Review the two-syllable words below. Draw a line between the syllables that form each word. For example: **win|dow**.

photo danger hamper bacon auto  
cycle again enter basket lumber


B. Write the list word shown in each picture.



1. \_\_\_\_\_  
-----  
\_\_\_\_\_



2. \_\_\_\_\_  
-----  
\_\_\_\_\_



3. \_\_\_\_\_  
-----  
\_\_\_\_\_



4. \_\_\_\_\_  
-----  
\_\_\_\_\_

C. Write the definition from Day 1 for the list word **basket**.

\_\_\_\_\_  
-----  
\_\_\_\_\_  
-----  
\_\_\_\_\_  
-----  
\_\_\_\_\_  
-----  
\_\_\_\_\_  
-----  
\_\_\_\_\_

Date: \_\_\_\_\_

Lesson 2 - Day 5, Final Test

Correction Area:

- 1. \_\_\_\_\_  
-----  
\_\_\_\_\_
- 2. \_\_\_\_\_  
-----  
\_\_\_\_\_
- 3. \_\_\_\_\_  
-----  
\_\_\_\_\_
- 4. \_\_\_\_\_  
-----  
\_\_\_\_\_
- 5. \_\_\_\_\_  
-----  
\_\_\_\_\_
- 6. \_\_\_\_\_  
-----  
\_\_\_\_\_
- 7. \_\_\_\_\_  
-----  
\_\_\_\_\_
- 8. \_\_\_\_\_  
-----  
\_\_\_\_\_
- 9. \_\_\_\_\_  
-----  
\_\_\_\_\_
- 10. \_\_\_\_\_  
-----  
\_\_\_\_\_

\_\_\_\_\_

-----

\_\_\_\_\_

\_\_\_\_\_

-----

\_\_\_\_\_

\_\_\_\_\_

-----

\_\_\_\_\_

\_\_\_\_\_

-----

\_\_\_\_\_

\_\_\_\_\_

-----

\_\_\_\_\_

\_\_\_\_\_

-----

\_\_\_\_\_

\_\_\_\_\_

-----

\_\_\_\_\_

\_\_\_\_\_

-----

\_\_\_\_\_

Carry-over Words:

Correction Area:

- 11. \_\_\_\_\_  
-----  
\_\_\_\_\_
- 12. \_\_\_\_\_  
-----  
\_\_\_\_\_
- 13. \_\_\_\_\_  
-----  
\_\_\_\_\_

\_\_\_\_\_

-----

\_\_\_\_\_

\_\_\_\_\_

-----

\_\_\_\_\_

\_\_\_\_\_

-----

\_\_\_\_\_

\_\_\_\_\_

-----

\_\_\_\_\_

**Words with long vowel u sound  
using ew, ue, and eu**

**1. Review Your Word List**

Look at the word list below and read each word to yourself. Then review each definition.

<b>List Words</b>		<b>Definitions</b>
tissue	<i>tissue</i>	<ul style="list-style-type: none"><li>• A lightweight cloth made of paper or fabric.</li></ul>
fuel	<i>fuel</i>	<ul style="list-style-type: none"><li>• A substance burned for heat or to power an engine.</li></ul>
cue	<i>cue</i>	<ul style="list-style-type: none"><li>• A straight, tapered stick used for playing pool.</li></ul>
statue	<i>statue</i>	<ul style="list-style-type: none"><li>• An image or likeness carved into a hard substance.</li></ul>
feud	<i>feud</i>	<ul style="list-style-type: none"><li>• An ongoing conflict that occurs usually between different families.</li></ul>
venue	<i>venue</i>	<ul style="list-style-type: none"><li>• A place where an event is held.</li></ul>
few	<i>few</i>	<ul style="list-style-type: none"><li>• A small number of something.</li></ul>
argue	<i>argue</i>	<ul style="list-style-type: none"><li>• A discussion that usually includes shouting.</li></ul>
eulogy	<i>eulogy</i>	<ul style="list-style-type: none"><li>• A heart felt story of a deceased person usually given during a wake.</li></ul>
view	<i>view</i>	<ul style="list-style-type: none"><li>• To look at something.</li></ul>

**2. Take Your Pretest**

Turn to the next page to the Pretest section and your teacher will ask you to write each list word one at a time.

Date: \_\_\_\_\_

Pretest - Lesson 3:

Correction Area:

1.

\_\_\_\_\_  
\_\_\_\_\_  
\_\_\_\_\_

\_\_\_\_\_  
\_\_\_\_\_  
\_\_\_\_\_

2.

\_\_\_\_\_  
\_\_\_\_\_  
\_\_\_\_\_

\_\_\_\_\_  
\_\_\_\_\_  
\_\_\_\_\_

3.

\_\_\_\_\_  
\_\_\_\_\_  
\_\_\_\_\_

\_\_\_\_\_  
\_\_\_\_\_  
\_\_\_\_\_

4.

\_\_\_\_\_  
\_\_\_\_\_  
\_\_\_\_\_

\_\_\_\_\_  
\_\_\_\_\_  
\_\_\_\_\_

5.

\_\_\_\_\_  
\_\_\_\_\_  
\_\_\_\_\_

\_\_\_\_\_  
\_\_\_\_\_  
\_\_\_\_\_

6.

\_\_\_\_\_  
\_\_\_\_\_  
\_\_\_\_\_

\_\_\_\_\_  
\_\_\_\_\_  
\_\_\_\_\_

7.

\_\_\_\_\_  
\_\_\_\_\_  
\_\_\_\_\_

\_\_\_\_\_  
\_\_\_\_\_  
\_\_\_\_\_

8.

\_\_\_\_\_  
\_\_\_\_\_  
\_\_\_\_\_

\_\_\_\_\_  
\_\_\_\_\_  
\_\_\_\_\_

9.

\_\_\_\_\_  
\_\_\_\_\_  
\_\_\_\_\_

\_\_\_\_\_  
\_\_\_\_\_  
\_\_\_\_\_

10.

\_\_\_\_\_  
\_\_\_\_\_  
\_\_\_\_\_

\_\_\_\_\_  
\_\_\_\_\_  
\_\_\_\_\_

Carry-over Words:

Correction Area:

11.

\_\_\_\_\_  
\_\_\_\_\_  
\_\_\_\_\_

\_\_\_\_\_  
\_\_\_\_\_  
\_\_\_\_\_

12.

\_\_\_\_\_  
\_\_\_\_\_  
\_\_\_\_\_

\_\_\_\_\_  
\_\_\_\_\_  
\_\_\_\_\_

13.

\_\_\_\_\_  
\_\_\_\_\_  
\_\_\_\_\_

\_\_\_\_\_  
\_\_\_\_\_  
\_\_\_\_\_



Lesson 3  
Day 2

Date: \_\_\_\_\_

tissue	cue	feud	few	eulogy
fuel	statue	venue	argue	view

A. Cross out the misspelled word in each pair of words.

- |     |         |        |
|-----|---------|--------|
| 1.  | cue     | coo    |
| 2.  | statsue | statue |
| 3.  | feud    | fewed  |
| 4.  | argue   | aregew |
| 5.  | ulogy   | eulogy |
| 6.  | vewe    | view   |
| 7.  | fuel    | feul   |
| 8.  | tishue  | tissue |
| 9.  | venue   | veneue |
| 10. | fue     | few    |



B. Unscramble these list words.

tssiue

1. \_\_\_\_\_  
-----  
\_\_\_\_\_

vwie

3. \_\_\_\_\_  
-----  
\_\_\_\_\_

agure

5. \_\_\_\_\_  
-----  
\_\_\_\_\_

feul

7. \_\_\_\_\_  
-----  
\_\_\_\_\_

fdeu

9. \_\_\_\_\_  
-----  
\_\_\_\_\_

wef

2. \_\_\_\_\_  
-----  
\_\_\_\_\_

vneue

4. \_\_\_\_\_  
-----  
\_\_\_\_\_

uce

6. \_\_\_\_\_  
-----  
\_\_\_\_\_

eyluog

8. \_\_\_\_\_  
-----  
\_\_\_\_\_

satuet


10. \_\_\_\_\_  
-----  
\_\_\_\_\_

Lesson 3  
Day 3

Date: \_\_\_\_\_

tissue	cue	feud	few	eulogy
fuel	statue	venue	argue	view

A. Finish the crossword puzzle.



Across

- 2. An image carved into a hard surface.
- 5. A place where an event is held.
- 6. A substance burned for heat.
- 7. A small number of something.
- 8. Usually includes shouting.

Down

- 1. A lightweight cloth.
- 3. A heart felt story.
- 4. A stick used for playing pool.
- 5. To look at something.
- 6. A conflict between families.

B. Write the definition from Day 1 for the list word **statue**.

---



---



---



---



---



---



---



---



---

Lesson 3  
Day 4

Date: \_\_\_\_\_

tissue	cue	feud	few	eulogy
fuel	statue	venue	argue	view

A. Correct these sentences by underlining the list words that are spelled incorrectly. Write the correct list words below.

1. She needed a tishue as the ulagee was read.

\_\_\_\_\_

-----

\_\_\_\_\_

2. The fewd caused them to aregue.

\_\_\_\_\_

-----

\_\_\_\_\_

3. The venu had a stachu of a basketball player.

\_\_\_\_\_

-----

\_\_\_\_\_

4. A feu cars waited in line for fewl.

\_\_\_\_\_

-----

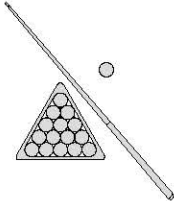
\_\_\_\_\_

5. John wanted to keep his new pool ceu in his vewe.

\_\_\_\_\_

-----

\_\_\_\_\_



B. Copy the following sentence. **They wanted to view the statue at the venue for a few minutes.**

\_\_\_\_\_

-----

\_\_\_\_\_

-----

\_\_\_\_\_

-----

\_\_\_\_\_

-----

\_\_\_\_\_

-----

\_\_\_\_\_

-----

\_\_\_\_\_

-----

\_\_\_\_\_

-----

\_\_\_\_\_

-----

Date: \_\_\_\_\_

Lesson 3 - Day 5, Final Test

Correction Area:

1.

\_\_\_\_\_  
\_\_\_\_\_  
\_\_\_\_\_

\_\_\_\_\_  
\_\_\_\_\_  
\_\_\_\_\_

2.

\_\_\_\_\_  
\_\_\_\_\_  
\_\_\_\_\_

\_\_\_\_\_  
\_\_\_\_\_  
\_\_\_\_\_

3.

\_\_\_\_\_  
\_\_\_\_\_  
\_\_\_\_\_

\_\_\_\_\_  
\_\_\_\_\_  
\_\_\_\_\_

4.

\_\_\_\_\_  
\_\_\_\_\_  
\_\_\_\_\_

\_\_\_\_\_  
\_\_\_\_\_  
\_\_\_\_\_

5.

\_\_\_\_\_  
\_\_\_\_\_  
\_\_\_\_\_

\_\_\_\_\_  
\_\_\_\_\_  
\_\_\_\_\_

6.

\_\_\_\_\_  
\_\_\_\_\_  
\_\_\_\_\_

\_\_\_\_\_  
\_\_\_\_\_  
\_\_\_\_\_

7.

\_\_\_\_\_  
\_\_\_\_\_  
\_\_\_\_\_

\_\_\_\_\_  
\_\_\_\_\_  
\_\_\_\_\_

8.

\_\_\_\_\_  
\_\_\_\_\_  
\_\_\_\_\_

\_\_\_\_\_  
\_\_\_\_\_  
\_\_\_\_\_

9.

\_\_\_\_\_  
\_\_\_\_\_  
\_\_\_\_\_

\_\_\_\_\_  
\_\_\_\_\_  
\_\_\_\_\_

10.

\_\_\_\_\_  
\_\_\_\_\_

\_\_\_\_\_  
\_\_\_\_\_

Carry-over Words:

Correction Area:

11.

\_\_\_\_\_  
\_\_\_\_\_  
\_\_\_\_\_

\_\_\_\_\_  
\_\_\_\_\_  
\_\_\_\_\_

12.

\_\_\_\_\_  
\_\_\_\_\_  
\_\_\_\_\_

\_\_\_\_\_  
\_\_\_\_\_  
\_\_\_\_\_

13.

\_\_\_\_\_  
\_\_\_\_\_

\_\_\_\_\_  
\_\_\_\_\_