

SPECTRUM[®]

Reading


GRADE

1




Focused Practice for Reading Comprehension

- Letters and sounds
- Word recognition
- Integration of knowledge and ideas
- Key ideas and details
- Answer key




Little Duck




What is that sound?

What do you think Mama Duck hears?




Something is saying,
"Quack, Quack!"

What do you think is making that sound?



That's a funny looking foot!

Whose foot do you think that belongs to?



Hey, it's Little Duck!


How do you think Little Duck feels?

Picture Interpretation and Reading (for all stories): Introduce students to Little Duck, a sweet duckling who is the focus of the following stories. Suggest that the students look at the pictures and talk about what is happening. Have the students relate what they see to their own lives and experiences. Be aware of the vocabulary levels and needs of the group. Key words may be reinforced or developed by writing them on the board as each picture/picture scenario is discussed. First, have students read the story silently by themselves. Help students with any unfamiliar words. Next, have students read the story orally. Discussion questions have been provided to serve as a discussion guide.



Name _____

Beautiful Beginnings

1.



2.



3.




Directions:

Beginning Consonants (1-2): Ask students to say each picture name aloud and listen to the beginning sound. Then, have them write the beginning letter on the line below the picture.


Sequence (3): Have students look at all the pictures. Ask them to write **1** below the event that would happen first, **2** below the event that would happen second, and **3** below the event that would happen third.

Mama Duck



Mama Duck kisses Little Duck on the head. "Hello, Little Duck," she says.

Why does Mama Duck kiss Little Duck?



"Are you hungry, Little Duck?" asks Mama Duck.

Does Little Duck look hungry? How do you know?



Little Duck shakes his head up and down. Little Duck is hungry.

What does it mean when you shake your head up and down?



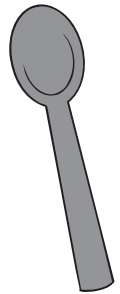

Mama Duck gives Little Duck some corn to eat.

What do you like to eat?



Name _____

Beautiful Beginnings


1.



2.



3.




Directions:

Beginning Consonants (1-2): Ask students to say each picture name aloud and listen to the beginning sound. Then, have them write the beginning letter on the line below the picture.


Sequence (3): Have students look at all the pictures. Ask them to write **1** below the event that would happen first, **2** below the event that would happen second, and **3** below the event that would happen third.

Wiggle-Waddle




Little Duck watches his mom walk. Mama Duck walks funny. She moves back and forth in a wiggle.

Why do you think Mama Duck walks that way?




Little Duck laughs. Why does his mom walk that way? Little Duck laughs and laughs.

Why is Little Duck laughing so hard?



“What’s so funny, Little Duck?” asks Mama Duck. “Ducks waddle. This is how we walk.”

What does it mean to waddle?




Little Duck tries to walk like Mama Duck. He wiggles. He waddles. He wiggle-waddles. Little Duck walks like a duck. Mama Duck is happy.

Why is Mama Duck happy? How do you think Little Duck feels?


Name _____

Beautiful Beginnings


1.



2.



3.




Directions:

Beginning Consonants (1-2): Ask students to say each picture name aloud and listen to the beginning sound. Then, have them write the beginning letter on the line below the picture.

Sequence (3): Have students look at all the pictures. Ask them to write **1** below the event that would happen first, **2** below the event that would happen second, and **3** below the event that would happen third.

Dinnertime




Little Duck follows his mom to the pond. The pond is very large.

Where is Little Duck going? Why do you think he is going there?




Something moves in the pond. "What was that?" asks Little Duck.

What do you think moved in the pond?



"That's dinner!" says Mama Duck. Then, she quacks loudly.

What do you think will happen next?




A small fish jumps high out of the water and splashes Little Duck.

How do you think Little Duck feels getting splashed?

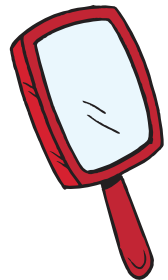

Name _____

Beautiful Beginnings

1.



2.



3.

ten

clap

snap

dime

chime

pen

four

score

Directions:

Beginning Consonants (1-2): Ask students to say each picture name aloud and listen to the beginning sound. Then, have them write the beginning letter on the line below the picture.


Rhyme Time (3): Have students draw lines connecting the words that rhyme.

Fish Is Not Dinner




Little Duck shakes the water off his soft feathers. "Who are you?" asks Little Duck.

Why do you think the fish splashes Little Duck?




"I am a fish, Little Duck. I swim in the pond. I am not dinner!"

How do you think the fish feels?



Mama Duck sees something. She waddles ahead. "Come along, Little Duck," she calls.

What do you think Mama Duck sees?




"Well, good-bye, fish," says Little Duck. "I guess we will eat something else for dinner."

Name _____

Beautiful Beginnings



1.



2.



3.



Directions:

Beginning Consonants (1-2): Ask students to say each picture name aloud and listen to the beginning sound. Then, have them write the beginning letter on the line below the picture.

Sequence (3): Have students look at all the pictures. Ask them to write **1** below the event that would happen first, **2** below the event that would happen second, and **3** below the event that would happen third.