

# Contents

Why Teach Handwriting? .....	1	Printing Practice – Colours .....	96
Teacher Tips.....	1	Printing Practice – Days of the Week.....	97
Pre-printing Practice .....	4	Printing Practice – Months of the Year ....	98
Printing Practice – Letters .....	5	Printing Practice – Seasons of the Year ..	100
More Printing Practice – Words .....	59	Animal Printing Fun! .....	101
More Printing Practice – Provinces and Territories .....	85	Food Printing Fun!.....	103
More Printing Practice – Cities .....	88	Blank Printing Paper.....	105
More Printing Practice .....	92	Printing Rubric.....	118
More Printing Practice – Numbers.....	93	Completion Chart .....	119
		Student Awards .....	120

## Why Teach Handwriting?

Despite the influx of technological communication instruments that require only voice and/or button-pushing in today's world, handwriting is still an important life skill. Writing by hand ties in closely with the skills of reading and comprehending. Handwriting personalizes communication with others in a way that technological devices cannot. Neat, legible printing leads to neat, legible cursive writing. Handwriting is a skill that students can take pride in throughout their lives.

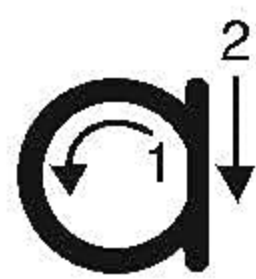
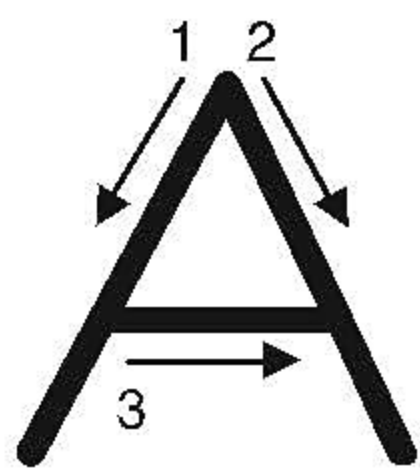
## Teacher Tips

When preparing to teach printing to young students, consider materials to have available, your method of teaching, how to motivate students, general support, and ways to monitor and assess students' progress. Here are tips and suggestions for each of these aspects.




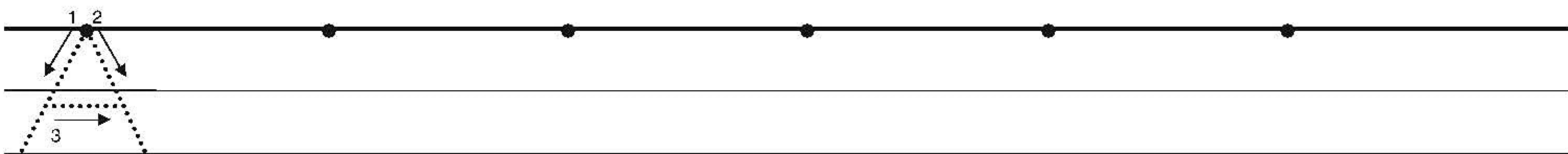
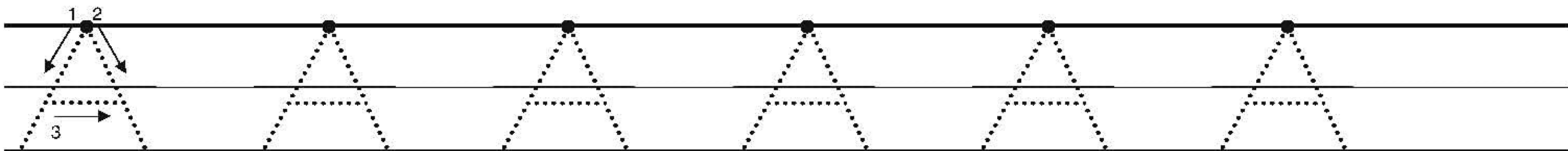
## Materials to Have Available

A printing centre is an excellent way to give students a variety of opportunities to practise their letter formation with a variety of materials. You may wish to include the following:

- practice printing sheets
- whiteboards
- laminated printing practice cards and lined paper
- chalkboards
- individual notebooks, portfolios, or scrapbooks
- centre cards with simple phrases, poems, etc., to copy
- pencil grips
- different sizes and colours of paper
- pencils, coloured pencils, markers, and crayons



Trace and print. Circle your best A or a on each line.



M m



magic

What other words start with the letter m?

m

m

m

m

## More Printing Practice – Provinces and Territories (continued)

Newfoundland and Labrador

Northwest Territories

Nunavut

Nova Scotia