

Initial and Final Consonants

d, n, r, g, t, l

DAY 1 Listening for Initial and Final Consonants: d, n

1 Read aloud the focus statement at the top of the page and point to each letter as you introduce its letter-sound. Say: *This is the letter d. The letter d is a consonant. It stands for this sound: /d/. Say /d/. (/d/) You hear /d/ at the beginning of **dollar**. Say **dollar**. (dollar) You hear /d/ at the end of **bed**. Say **bed**. (bed) Repeat the process for the letter n. Then read the directions and call students' attention to number 1. Say: *Point to the letter d. Say /d/. (/d/) Do you hear /d/ first or last in **duck**? (first) Fill in the first circle.* Repeat the process for the remaining pictures.*

Picture Key: 1. duck, 2. nail, 3. bread, 4. moon, 5. desk, 6. nose, 7. cloud, 8. seven, 9. doll

Dictation Direct students' attention to the bottom of the page and say:

Write the letter that stands for the first and last sounds you hear in _____. 1. bed 2. nod 3. pan

DAY 2 Listening for Initial and Final Consonants: r, g

2 Read aloud the focus statement at the top of the page and point to each letter as you introduce its letter-sound. Say: *This is the letter r. The letter r is a consonant. It stands for this sound: /r/. Say /r/. (/r/) You hear /r/ at the beginning of **rake**. Say **rake**. (rake) You hear /r/ at the end of **star**. Say **star**. (star) Repeat the process for the hard sound of the letter g. Then read the directions and call students' attention to number 1. Say: *Point to the letter r. Say /r/. (/r/) Do you hear /r/ first or last in **pear**? (last) Fill in the last circle.* Repeat the process for the remaining pictures.*

Picture Key: 1. pear, 2. rope, 3. goose, 4. rug, 5. rain, 6. dog, 7. chair, 8. goat, 9. pig

Dictation Direct students' attention to the bottom of the page and say:

Write the letter that stands for the first and last sounds you hear in _____. 1. rag 2. dog 3. far

DAY 3 Listening for Initial and Final Consonants: t, l

3 Read aloud the focus statement at the top of the page and point to each letter as you introduce its letter-sound. Say: *This is the letter t. The letter t is a consonant. It stands for this sound: /t/. Say /t/. (/t/) You hear /t/ at the beginning of **ten**. Say **ten**. (ten) You hear /t/ at the end of **jet**. Say **jet**. (jet) Repeat the process for the letter l. Then read the directions and call students' attention to number 1. Say: *Point to the letter t. Say /t/. (/t/) Do you hear /t/ first or last in **pot**? (last) Fill in the last circle.* Repeat the process for the remaining pictures.*

Picture Key: 1. pot, 2. lamp, 3. owl, 4. pail, 5. table, 6. log, 7. lock, 8. bell, 9. eight

Dictation Direct students' attention to the bottom of the page and say:

Write the letter that stands for the first and last sounds you hear in _____. 1. tan 2. leg 3. rat

DAY 4 Writing Initial Consonants: d, n, r, g, t, l

4 Direct students' attention to number 1. Say: *Point to the doll. Say **doll**. (doll) What is the first sound in **doll**? (/d/) What letter stands for that sound? (d) Write the letter **d** on the line. You spelled the word **doll**.* Repeat the process for the remaining pictures.

Picture Key: 1. doll, 2. gift, 3. rose, 4. nest, 5. ten, 6. dog, 7. robot, 8. lion, 9. net, 10. tooth, 11. rug, 12. girl

Dictation Direct students' attention to the bottom of the page and say:

Write the letter that stands for the first sound you hear in _____. 1. red 2. led 3. bed 4. tip

DAY 5 Writing Final Consonants: d, n, r, g, t, l

5 Direct students' attention to number 1. Say: *Point to the car. Say **car**. (car) What is the last sound in **car**? (/r/) What letter stands for that sound? (r) Write the letter **r** on the line. You spelled the word **car**.* Repeat the process for the remaining pictures.

Picture Key: 1. car, 2. pig, 3. bed, 4. fan, 5. bird, 6. tent, 7. star, 8. rug, 9. hand, 10. camel, 11. deer, 12. flag




Dictation Direct students' attention to the bottom of the page and say:

Write the letter that stands for the last sound you hear in _____. 1. dog 2. rod 3. got 4. run










Listen for It

Focus

Consonants can appear at the beginning or the end of a word.

d			n		
	dollar	bed		nest	fan

Say the sound of the letter. Then say the picture name.
Fill in the circle to show if you hear the letter-sound **first** or **last**.

1	d		2	n		3	d	
		<input type="radio"/> _____ <input type="radio"/>			<input type="radio"/> _____ <input type="radio"/>			<input type="radio"/> _____ <input type="radio"/>
4	n		5	d		6	n	
		<input type="radio"/> _____ <input type="radio"/>			<input type="radio"/> _____ <input type="radio"/>			<input type="radio"/> _____ <input type="radio"/>
7	d		8	n		9	d	
		<input type="radio"/> _____ <input type="radio"/>			<input type="radio"/> _____ <input type="radio"/>			<input type="radio"/> _____ <input type="radio"/>

Dictation

1. _____ e _____ 2. _____ o _____ 3. _____ d _____




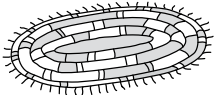





Listen for It

Focus

Consonants can appear at the beginning or the end of a word.

r			g		
	rake	star		gate	frog

Say the sound of the letter. Then say the picture name.
Fill in the circle to show if you hear the letter-sound **first** or **last**.

1	r		2	r		3	g	
		<input type="checkbox"/> _____ <input type="checkbox"/>			<input type="checkbox"/> _____ <input type="checkbox"/>			<input type="checkbox"/> _____ <input type="checkbox"/>
4	g		5	r		6	g	
		<input type="checkbox"/> _____ <input type="checkbox"/>			<input type="checkbox"/> _____ <input type="checkbox"/>			<input type="checkbox"/> _____ <input type="checkbox"/>
7	r		8	g		9	g	
		<input type="checkbox"/> _____ <input type="checkbox"/>			<input type="checkbox"/> _____ <input type="checkbox"/>			<input type="checkbox"/> _____ <input type="checkbox"/>

Dictation

1. _____ a _____ 2. _____ o _____ 3. _____ a _____










Listen for It

Focus

Consonants can appear at the beginning or the end of a word.

t	10 ten	 jet	l	 leaf	 seal
---	-----------	--	---	---	---

Say the sound of the letter. Then say the picture name.
Fill in the circle to show if you hear the letter-sound **first** or **last**.

1	t		2	l		3	l	
4	l		5	t		6	l	
7	l		8	l		9	t	

Dictation

1. ____ a ____ 2. ____ e ____ 3. ____ a ____











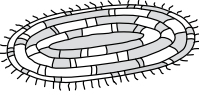

Write It

Letter Box

d n r g t l

Say the picture name.

Write the letter that stands for the **first** letter-sound you hear.

<p>1 </p> <p>___ oll</p>	<p>2 </p> <p>___ ift</p>	<p>3 </p> <p>___ ose</p>
<p>4 </p> <p>___ est</p>	<p>5 </p> <p>___ en</p>	<p>6 </p> <p>___ og</p>
<p>7 </p> <p>___ obot</p>	<p>8 </p> <p>___ ion</p>	<p>9 </p> <p>___ et</p>
<p>10 </p> <p>___ ooth</p>	<p>11 </p> <p>___ ug</p>	<p>12 </p> <p>___ irl</p>

Dictation

1. ___ ed 2. ___ ed 3. ___ ed 4. ___ ip






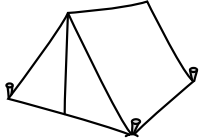

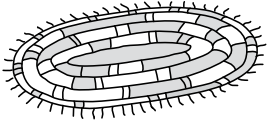




Write It

Letter Box

d n r g t l

Say the picture name.

Write the letter that stands for the **last** letter-sound you hear.

<p>1</p>  <p>ca _____</p>	<p>2</p>  <p>pi _____</p>	<p>3</p>  <p>be _____</p>
<p>4</p>  <p>fa _____</p>	<p>5</p>  <p>bir _____</p>	<p>6</p>  <p>ten _____</p>
<p>7</p>  <p>sta _____</p>	<p>8</p>  <p>ru _____</p>	<p>9</p>  <p>han _____</p>
<p>10</p>  <p>came _____</p>	<p>11</p>  <p>dee _____</p>	<p>12</p>  <p>fla _____</p>

Dictation

1. do _____

2. ro _____

3. go _____

4. ru _____