







## EXERCISE 44

1. Color one part of each bar to show the given fraction.



2. Write **greater than (>)** or **less than (<)** in the blank.  
(Use the fraction bars above to help you.)

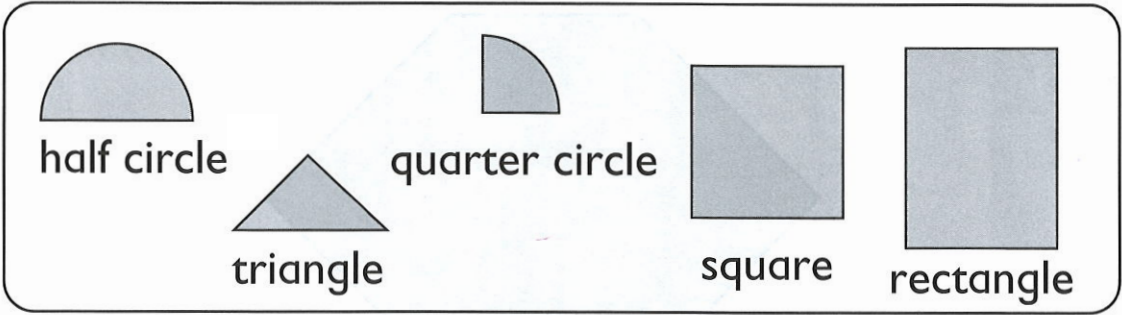
(a)  $\frac{1}{2}$  is \_\_\_\_\_  $\frac{1}{3}$ .      (b)  $\frac{1}{6}$  is \_\_\_\_\_  $\frac{1}{2}$ .

(c)  $\frac{1}{8}$  is \_\_\_\_\_  $\frac{1}{2}$ .      (d)  $\frac{1}{3}$  is \_\_\_\_\_  $\frac{1}{6}$ .

(e)  $\frac{1}{12}$  is \_\_\_\_\_  $\frac{1}{2}$ .      (f)  $\frac{1}{5}$  is \_\_\_\_\_  $\frac{1}{10}$ .

# EXERCISE 62

1.

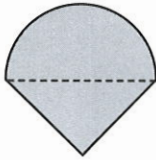


Each of the following figures is made up of two of the above pieces.

Draw a dotted line on each figure to show how it is formed.

Name the two pieces.

(a)




half circle

\_\_\_\_\_

\_\_\_\_\_


(b)



\_\_\_\_\_

\_\_\_\_\_


(c)



\_\_\_\_\_

\_\_\_\_\_

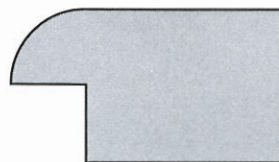
(d)



\_\_\_\_\_

\_\_\_\_\_

(e)



\_\_\_\_\_

\_\_\_\_\_

3. Fill in the missing numbers.

(a)  $100 - \square = 41$

(b)  $100 - 58 = \square$

(c)  $\square + 63 = 100$

(d)  $24 + \square = 100$

4. Add or subtract.

(a) $108 + 42 =$	(b) $249 + 51 =$
(c) $365 + 135 =$	(d) $598 + 243 =$
(e) $486 - 90 =$	(f) $647 - 98 =$
(g) $875 - 250 =$	(h) $372 - 299 =$

5. Color to show each pair of fractions.

Then write **greater than (>)**, **less than (<)** or **equal to (=)** in the blank.



$\frac{4}{6}$  is \_\_\_\_\_  $\frac{2}{3}$ .  $\frac{3}{4}$  is \_\_\_\_\_  $\frac{4}{5}$ .

6. Draw the minute hand on each clock face to show the time.



10 minutes past 4



15 minutes to 8