


Horizons

Math



NUMBERS

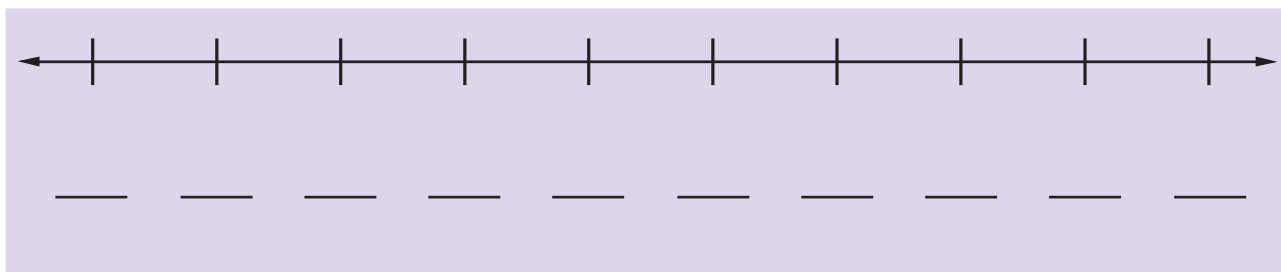
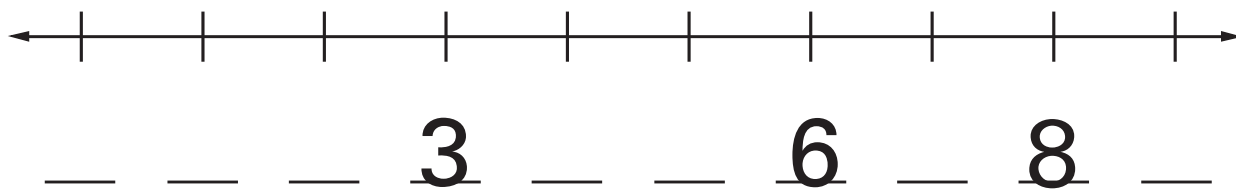
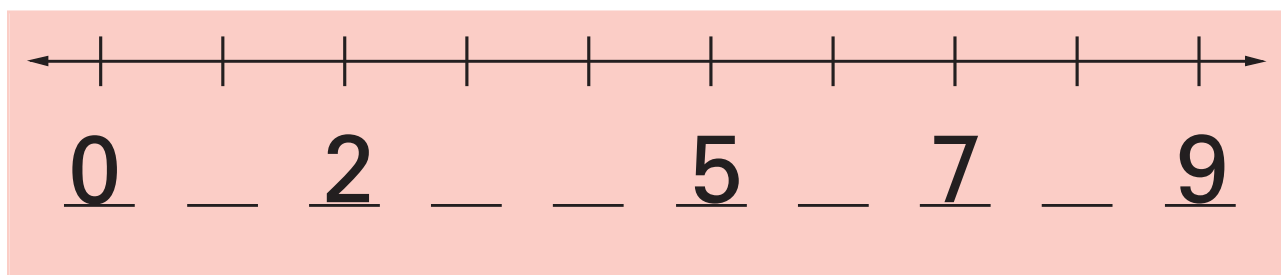
① Trace the numbers.



② Write numbers 0–9.


Two sets of blank handwriting lines. Each set consists of a solid top line, a dashed middle line, and a solid bottom line, providing a guide for letter height and placement.

③ Write in the missing numbers on the number line.



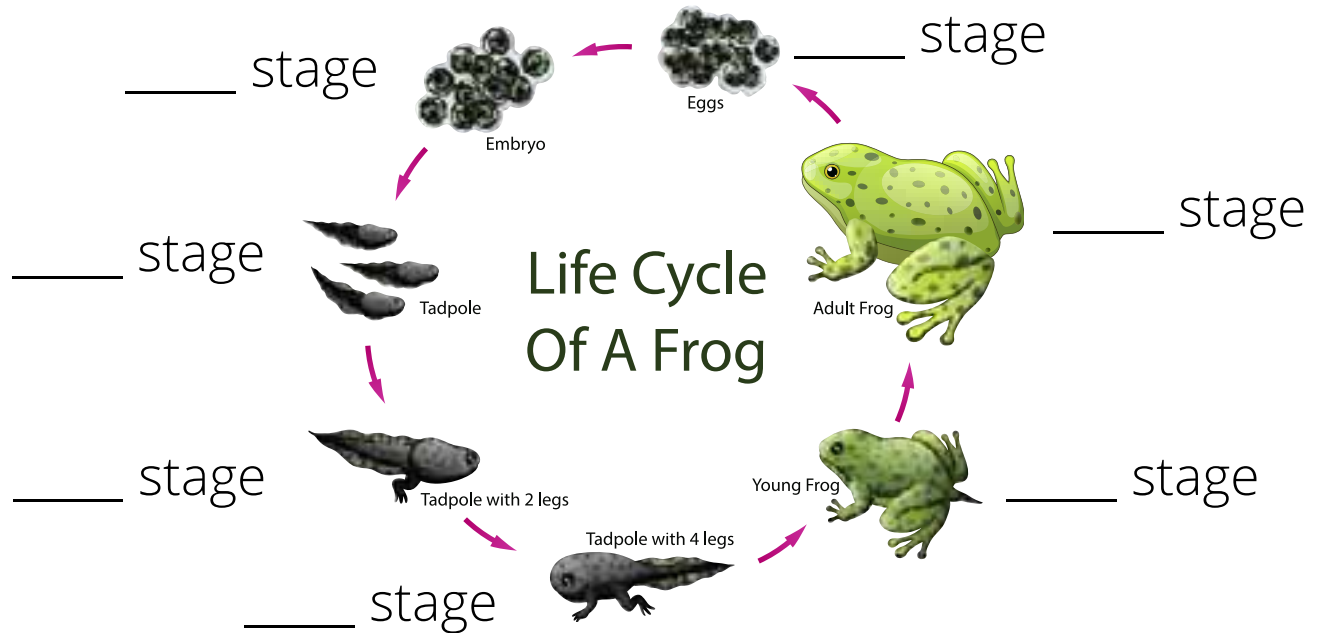
4 Connect the dots.

Draw dot to dot.




NUMBER ORDER – ORDINAL NUMBERS

- ① We use numbers to put things in order.
Use ordinal numbers to label the stages in the life cycle of a frog beginning with the eggs.



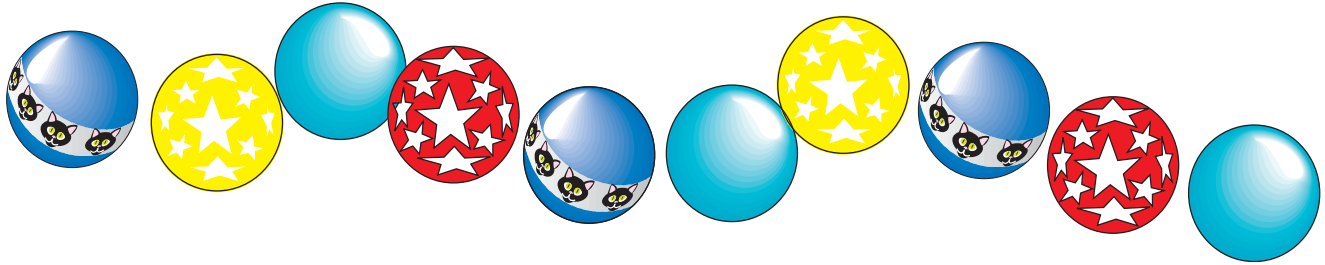
- ② Look at the numbers on the sailboats.
These numbers show order. Count the sailboats.




- ③ Put an X on the first (1) sailboat.
Circle the fifth (5) sailboat.

3 (three)


- 4 Count the balls. Put an X on the third (3) ball.
Circle the eighth (8) ball.



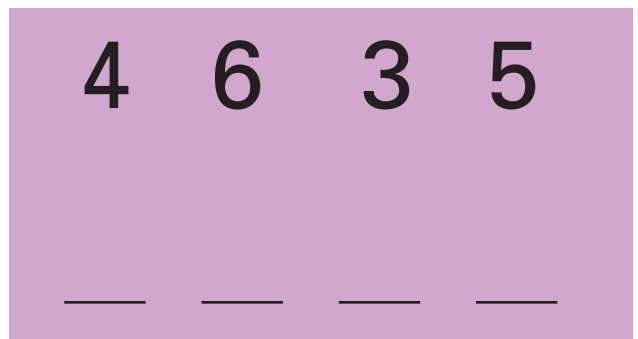
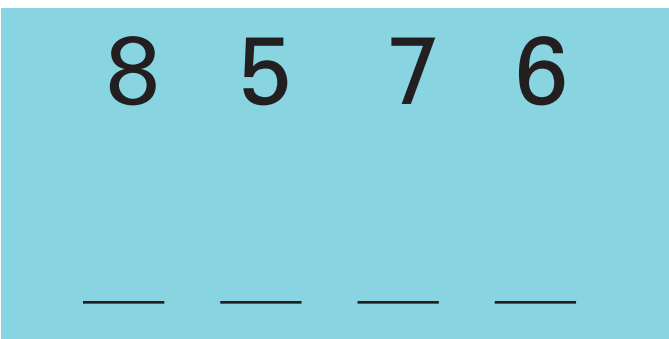
- 5 Count the fish. Put an X on the second (2) fish.



- 6 Write the missing numbers.




- 7 Write the numbers in order.




SETS

- ① Write the numbers 0–9.

- ② Draw a set of 5 X's.



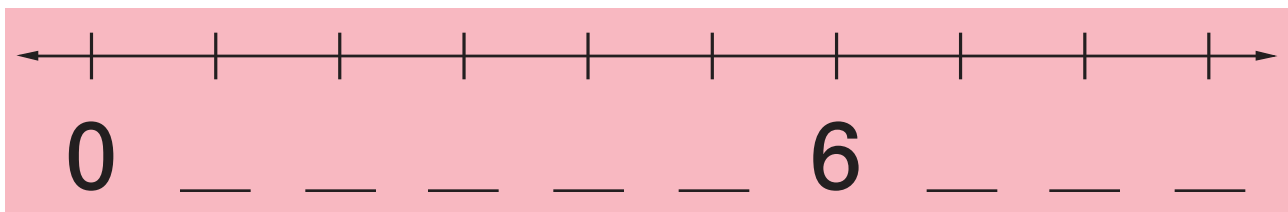
- Draw a set of 10 circles.









- ③ Write the missing numbers by 1's.

1	—	—	4	—	6	7
8	—	10	—	12	13	—
15	—	—	18	—	20	—

- ④ Write the missing numbers on the number line.



5 Count the objects in each set. Write the number in the box.

 <input type="text"/>	 <input type="text"/>	 <input type="text"/>
 <input type="text"/>	 <input type="text"/>	 <input type="text"/>

6 Write the missing numbers by 1's.

22 23 ___ ___ ___ 27 ___

29 ___ 31 ___ ___ 34 ___

36 ___ 38 ___ ___ 41 ___

43 ___ 45 ___ ___ 48 ___