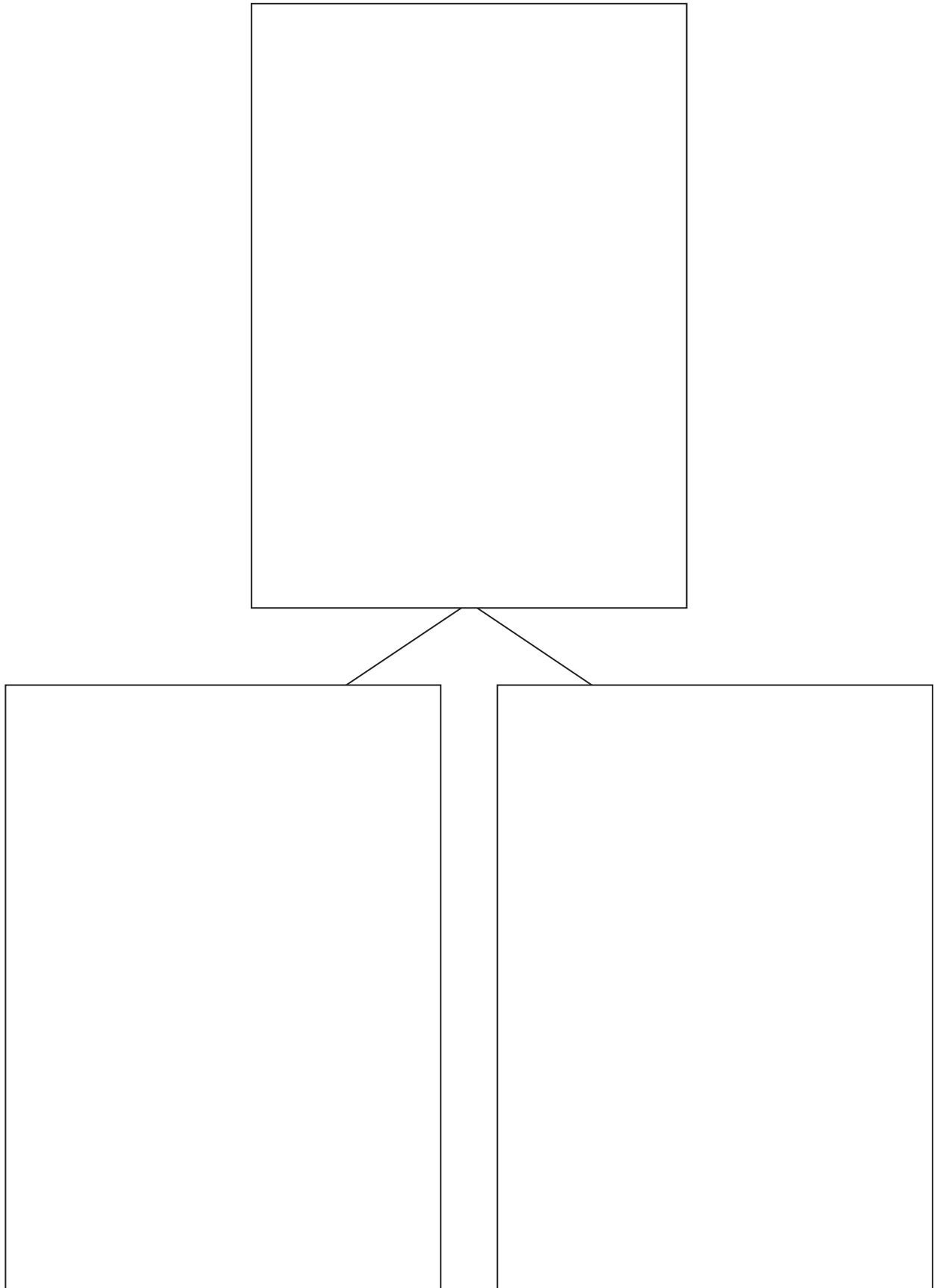



Part-Total Mat (Blackline Master 2)



Blank Number Line (Blackline Master 3)

Directions: Cut on the dotted line. Then, tape Edge A to Edge B. Try to line up the two edges without overlapping the paper, and place a piece of transparent tape on both the front and back of the joined edges. This will make it easier to fold the number line for storage. You may want to laminate the number line or cover it with packing tape so that you can label it with a dry erase marker.



100 Chart (Blackline Master 4)

1	2	3	4	5	6	7	8	9	10
11	12	13	14	15	16	17	18	19	20
21	22	23	24	25	26	27	28	29	30
31	32	33	34	35	36	37	38	39	40
41	42	43	44	45	46	47	48	49	50
51	52	53	54	55	56	57	58	59	60
61	62	63	64	65	66	67	68	69	70
71	72	73	74	75	76	77	78	79	80
81	82	83	84	85	86	87	88	89	90
91	92	93	94	95	96	97	98	99	100

Place-Value Chart (Blackline Master 5)

tens	ones

	thousands
	hundreds

Directions: Cut on the dotted line. You will be left with a gray L.

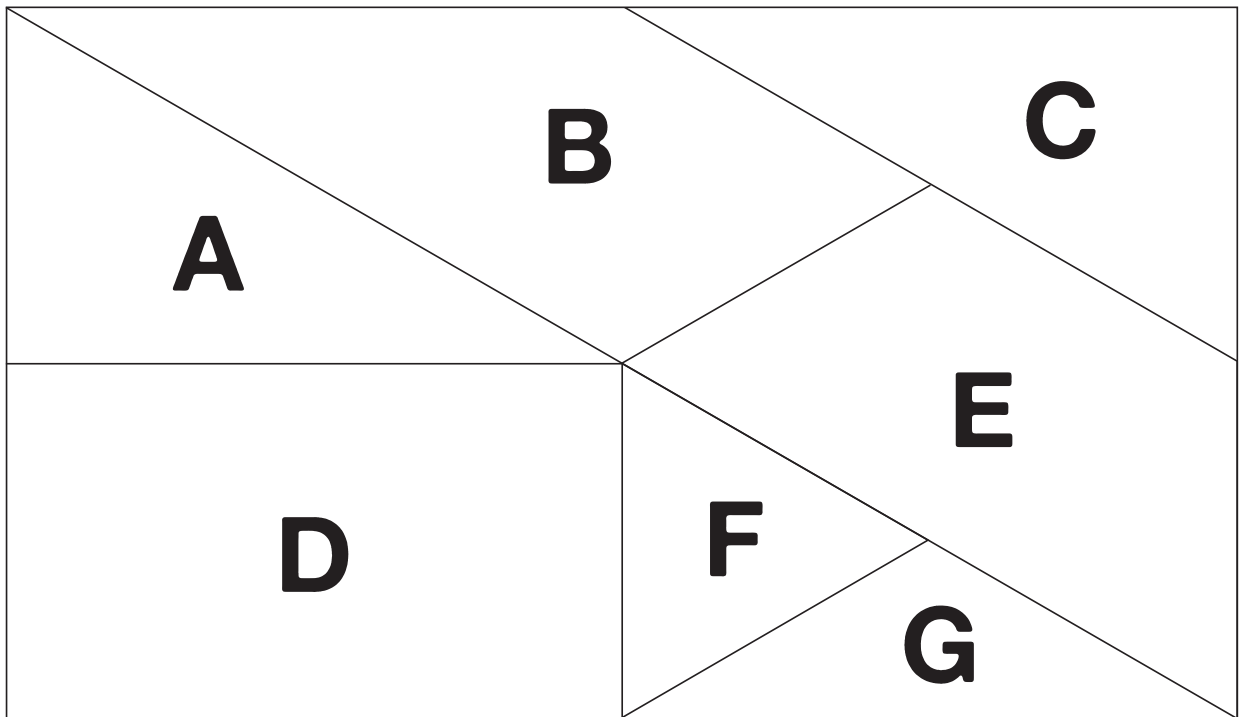


200 Chart (Blackline Master 7)

101	102	103	104	105	106	107	108	109	110
111	112	113	114	115	116	117	118	119	120
121	122	123	124	125	126	127	128	129	130
131	132	133	134	135	136	137	138	139	140
141	142	143	144	145	146	147	148	149	150
151	152	153	154	155	156	157	158	159	160
161	162	163	164	165	166	167	168	169	170
171	172	173	174	175	176	177	178	179	180
181	182	183	184	185	186	187	188	189	190
191	192	193	194	195	196	197	198	199	200

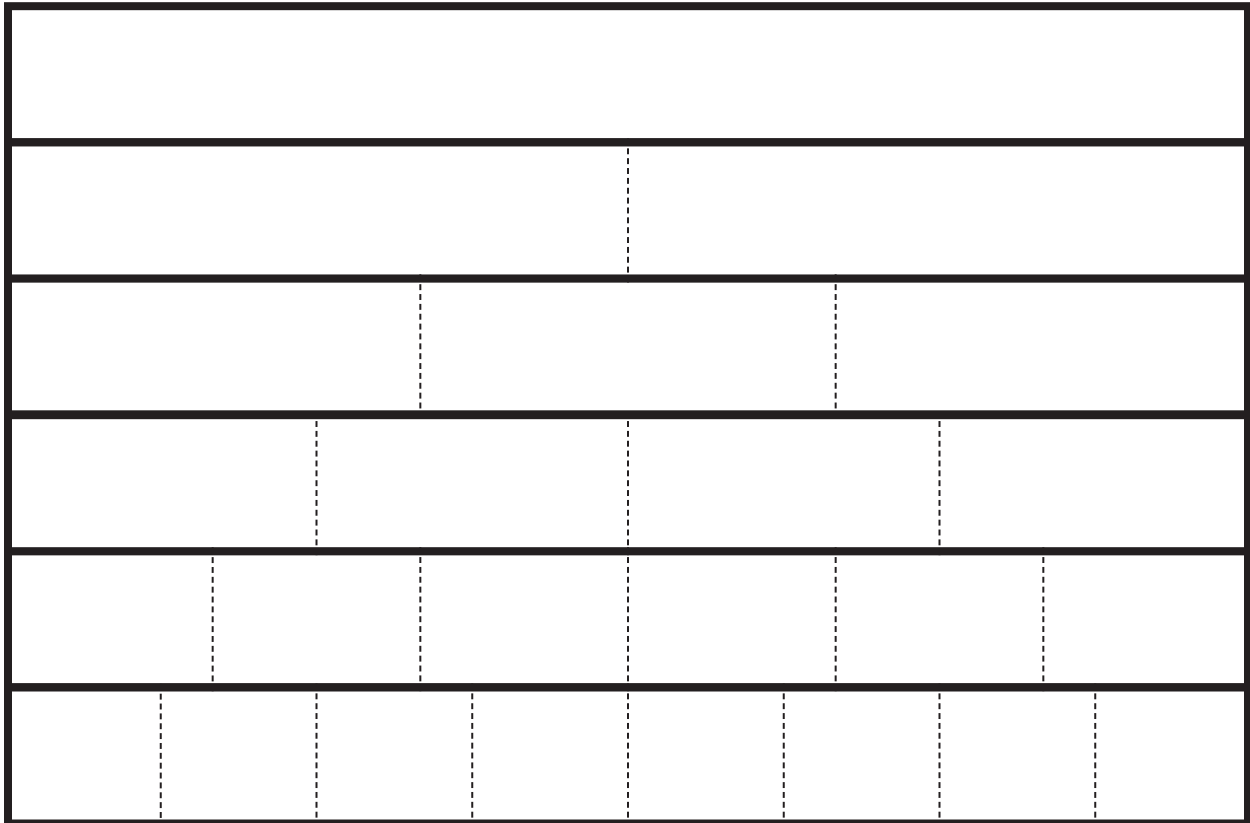
Mosaic Puzzle Pieces (Blackline Master 8)

Directions: Cut out the pieces carefully so that they will fit together properly. If possible, copy this blackline master onto cardstock before cutting to make the pieces sturdier. Don't laminate them, as plastic coating will make them slide around too much.



Fraction Bars (Blackline Master 9)


Directions: Copy this page on sturdy paper and cut out the bars on the solid lines.
(Your child will cut the dotted lines during Week 25).



Play Paper Bills for Families Outside the US (Blackline Master 10)

You do not need these if you have other play money, either from a toy cash register or board game.

Directions: Make 2 copies of this page on sturdy paper and cut out the paper bills.



Base-Ten Blocks (Blackline Master 11)

You do not need these if you have real base-ten blocks.

Directions: Make 5 copies of this page on sturdy paper. Cut out the blocks on the dark lines.

