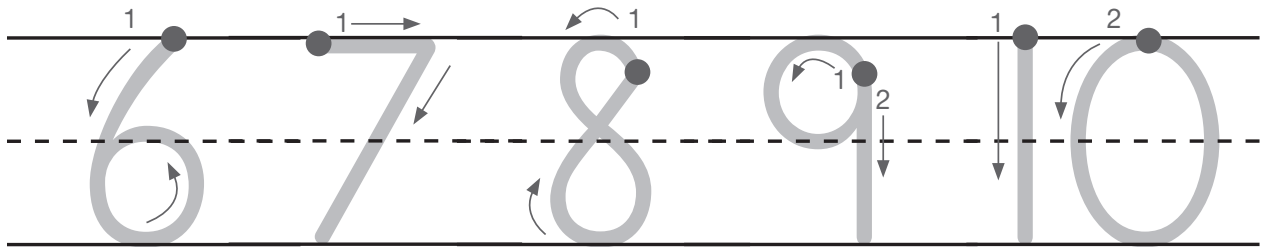
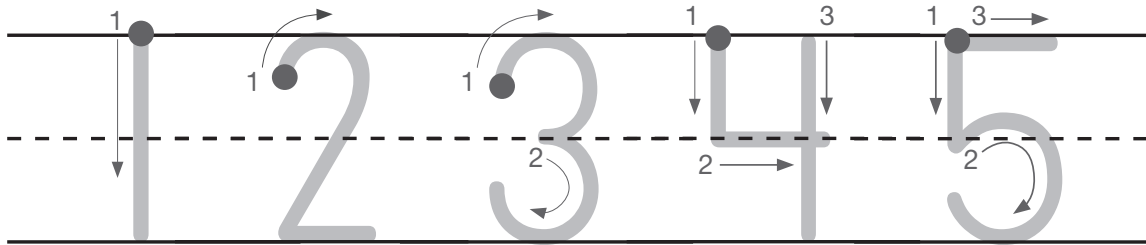


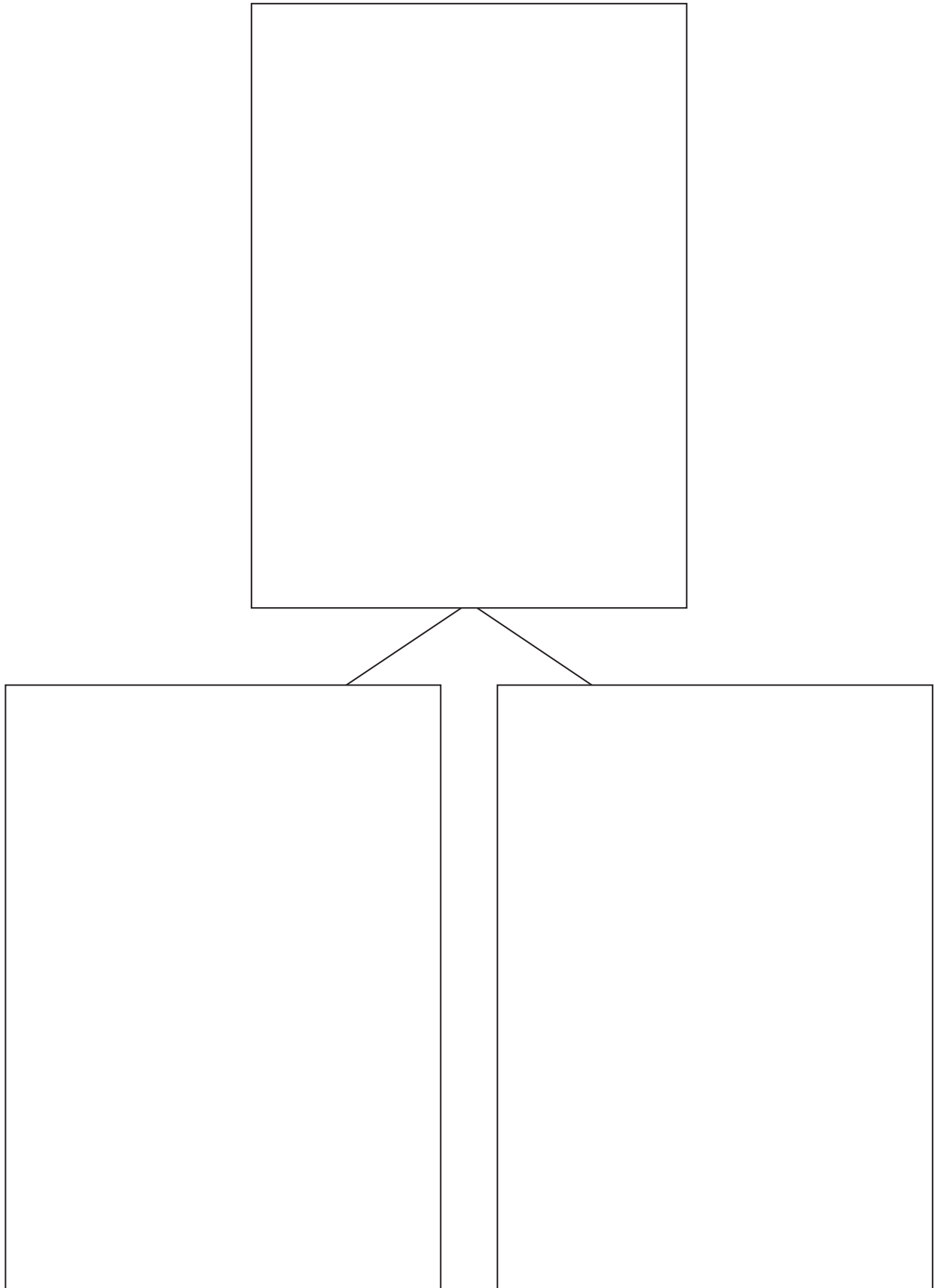
Number Examples (Blackline Master 2)




100 Chart (Blackline Master 3)






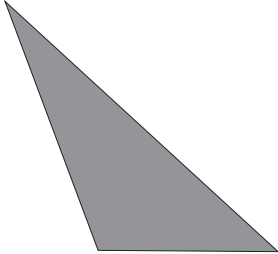
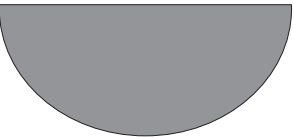





1	2	3	4	5	6	7	8	9	10
11	12	13	14	15	16	17	18	19	20
21	22	23	24	25	26	27	28	29	30
31	32	33	34	35	36	37	38	39	40
41	42	43	44	45	46	47	48	49	50
51	52	53	54	55	56	57	58	59	60
61	62	63	64	65	66	67	68	69	70
71	72	73	74	75	76	77	78	79	80
81	82	83	84	85	86	87	88	89	90
91	92	93	94	95	96	97	98	99	100

Part-Total Mat (Blackline Master 4)




Shape Cards (Blackline Master 5)



 M	 N	 O
 P	 Q	 R
 S	 T	 U
 V	 W	 X

Simplified Tangram (Blackline Master 6)



Place-Value Chart (Blackline Master 7)

tens	ones

Paper Rulers, Inch Squares, and Centimeter Squares (Blackline Master 8)


Cut out and use the paper ruler that matches your family's measurement system.

If you use the U.S. Customary system: You only need to cut out the inch squares if your pattern blocks are not one-inch wide. See 290 for more information.


If you use the metric system: You only need to cut out the centimeter squares if you do not have centimeter cubes. See Page 285 for more information.




Centimeter Ruler



Inch Ruler



Inch Squares



Centimeter Squares

150 Chart (Blackline Master 9)


1	2	3	4	5	6	7	8	9	10
11	12	13	14	15	16	17	18	19	20
21	22	23	24	25	26	27	28	29	30
31	32	33	34	35	36	37	38	39	40
41	42	43	44	45	46	47	48	49	50
51	52	53	54	55	56	57	58	59	60
61	62	63	64	65	66	67	68	69	70
71	72	73	74	75	76	77	78	79	80
81	82	83	84	85	86	87	88	89	90
91	92	93	94	95	96	97	98	99	100
101	102	103	104	105	106	107	108	109	110
111	112	113	114	115	116	117	118	119	120
121	122	123	124	125	126	127	128	129	130
131	132	133	134	135	136	137	138	139	140
141	142	143	144	145	146	147	148	149	150

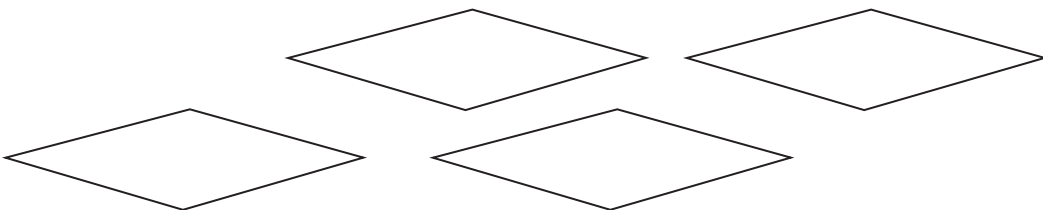

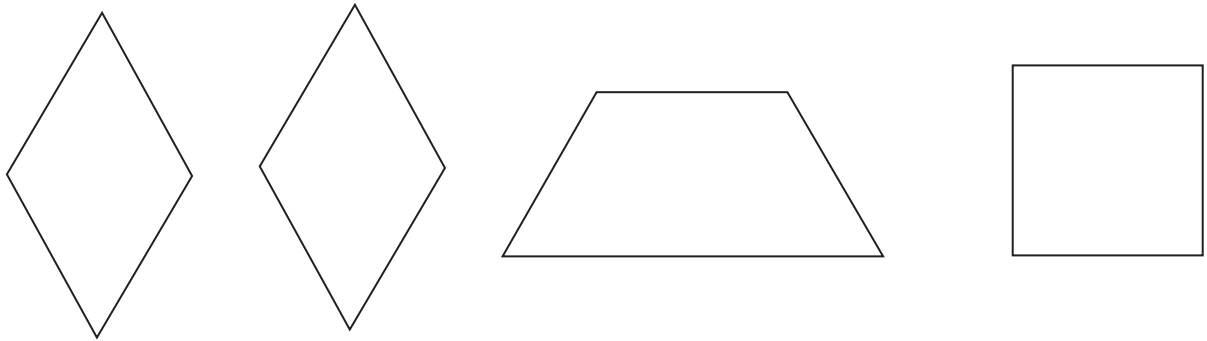

Pattern Block Templates (Blackline Master 10)

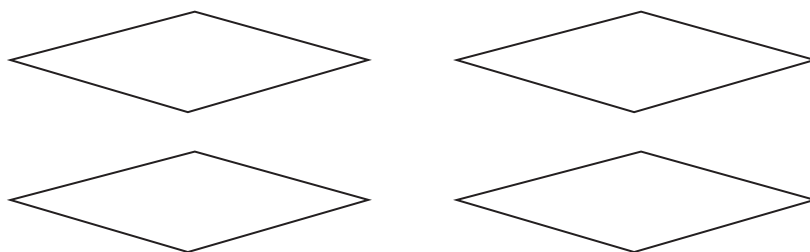

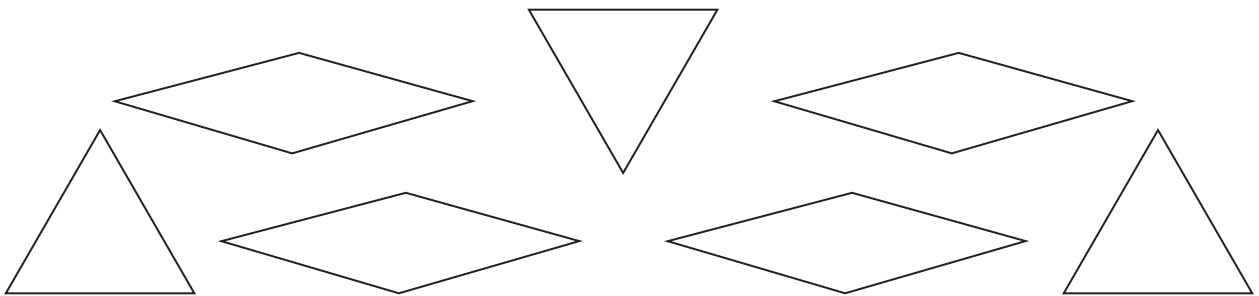

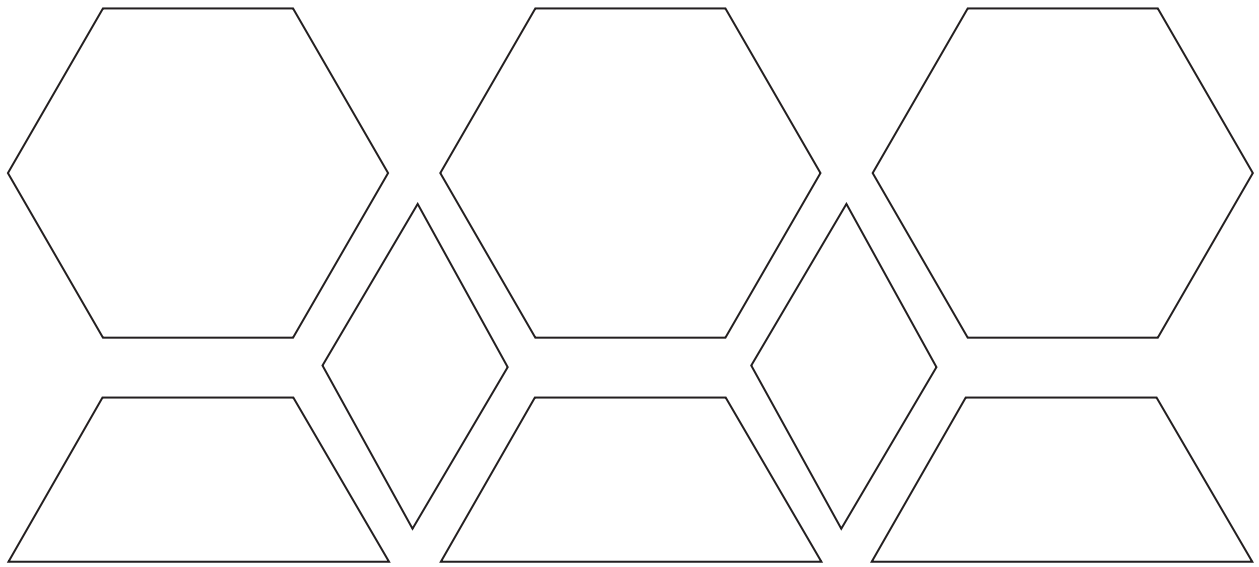
You do not need these if you already have pattern blocks. If you do not have access to wooden or plastic pattern blocks, you can use this paper version instead.

Directions: Cut out the shapes and color them according to the following key:

- Hexagons (large, 6-sided shape): yellow
- Trapezoids (4-sided shape with 3 shorter sides and 1 longer side): red
- Triangles: green
- Squares: orange
- Wider diamonds: blue
- Narrower diamonds: tan








Play Coins for Families Outside the US (Blackline Master 11)

You do not need these if you use American coins. If you live outside the U.S. and your local currency does not come in units of 1, 5, and 10, you can use these generic coins in place of American coins in the lessons. (See page 28 for more details on how to substitute other options for coins.)

Directions: Copy this page on sturdy paper and cut out the coins.



Play Paper Bills for Families Outside the US (Blackline Master 12)

You do not need these if you have other play money, either from a toy cash register or board game.

Directions: Copy this page on sturdy paper and cut out the paper bills.

