

# Learn

© 2022 Marshall Cavendish Education Pte Ltd

3

three




4

four



## 2. Count. Match.



## 3. Count. Color to show the number.






--	--	--	--	--

3. Circle **three**





3

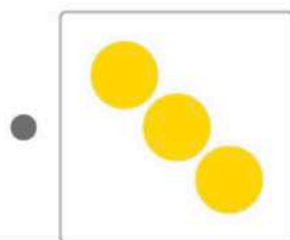


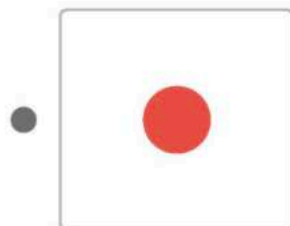

three



4. Draw 4 ○ in two ways.

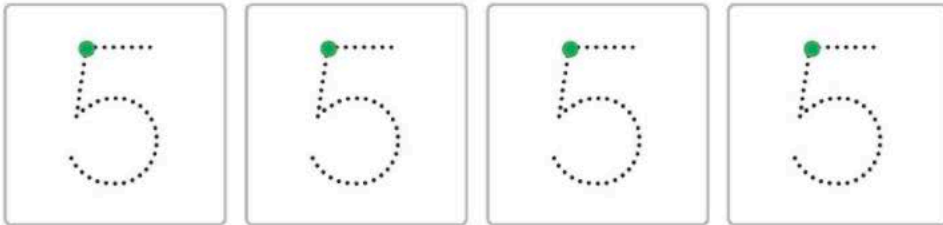


### 5. Match.



# Learn Together

1. Count and write.



2. Color to show how many. Write.




--	--	--	--	--




# Practice On Your Own

1. Count and write.

(a)




(b)




2. Draw ○ to show the numbers.

(a)



9
nine

(b)



8
eight