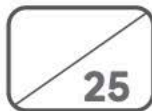


**ASSESSMENT GUIDE**
ADDITION AND SUBTRACTION**Section A Multiple-Choice Questions**

(Questions 1 to 5: 2 points each)

1. Find the sum of 8,469 and 3,472. Round the answer to the nearest thousand.
- (A) 10,000
- (B) 11,000
- (C) 11,900
- (D) 12,000
- (E) 13,000
2. What number is ten thousand greater than 798,020?
- (A) 798,020
- (B) 799,020
- (C) 808,020
- (D) 898,020
- (E) 899,020

3. What is the sum of 24,321 and 5,882?
- (A) 18,439
 - (B) 21,561
 - (C) 29,203
 - (D) 30,103
 - (E) 30,203
4. The sum of two numbers is 25,000. What are the numbers?
- (A) 17,777 and 6,493
 - (B) 17,990 and 7,020
 - (C) 18,455 and 6,405
 - (D) 20,500 and 4,500
 - (E) 26,125 and 1,125
5. $5,289 - \underline{\hspace{2cm}} = 3,515$. What is the missing number?
- (A) 1,774
 - (B) 2,374
 - (C) 2,774
 - (D) 8,704
 - (E) 8,804

Section C Constructed Response

(Question I1: 2 points, Question I2: 3 points)

- II. Riley baked a chicken pie. She ate $\frac{1}{12}$ of the pie and her sister ate $\frac{2}{12}$ of the pie. What fraction of the chicken pie did they eat in all?
Express your answer in simplest form.

Show your work and write your answer in the space below.

12. Maggie wants to make a drink to fill her 1-liter bottle. She mixed $\frac{5}{20}$ liter of orange syrup and $\frac{9}{20}$ liter of pineapple syrup into the bottle.

How much water must Maggie add to the 1-liter bottle to fill it up?
Express your answer in simplest form.

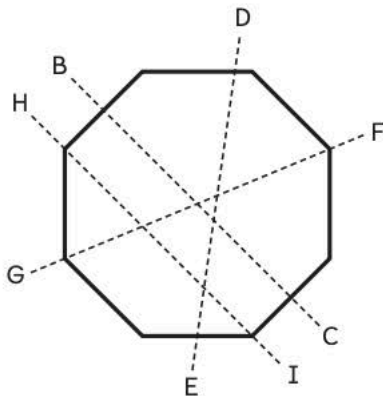
Show your work and write your answer in the space below.

Section A Multiple-Choice Questions

(Questions 1 to 5: 2 points each)

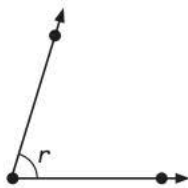
1. Which lines are lines of symmetry for the figure?

- (A) BC and DE
- (B) BC and FG
- (C) DE and HI
- (D) DE , FG , and HI

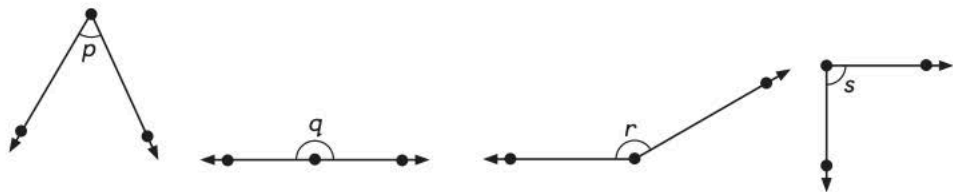


2. Is
- $\angle r$
- an acute angle or an obtuse angle? Without using a protractor, what is likely to be the measure of
- $\angle r$
- ?

- (A) obtuse angle, 110°
- (B) obtuse angle, 155°
- (C) acute angle, 13°
- (D) acute angle, 73°

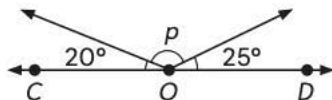


3. Which angle shows a $\frac{1}{2}$ -turn?



- (A) $\angle p$ (B) $\angle q$
 (C) $\angle r$ (D) $\angle s$

4. $\angle COD$ is a straight angle. Which equation can be used to calculate $\angle p$?



- (A) $\angle p + 25^\circ = 180^\circ + 20^\circ$
 (B) $\angle p + 20^\circ = 180^\circ + 25^\circ$
 (C) $\angle p + 25^\circ + 20^\circ = 180^\circ$
 (D) $\angle p = 180^\circ + 25^\circ + 20^\circ$

5. Which figure is symmetric?



- (A) P (B) Q
 (C) R (D) S