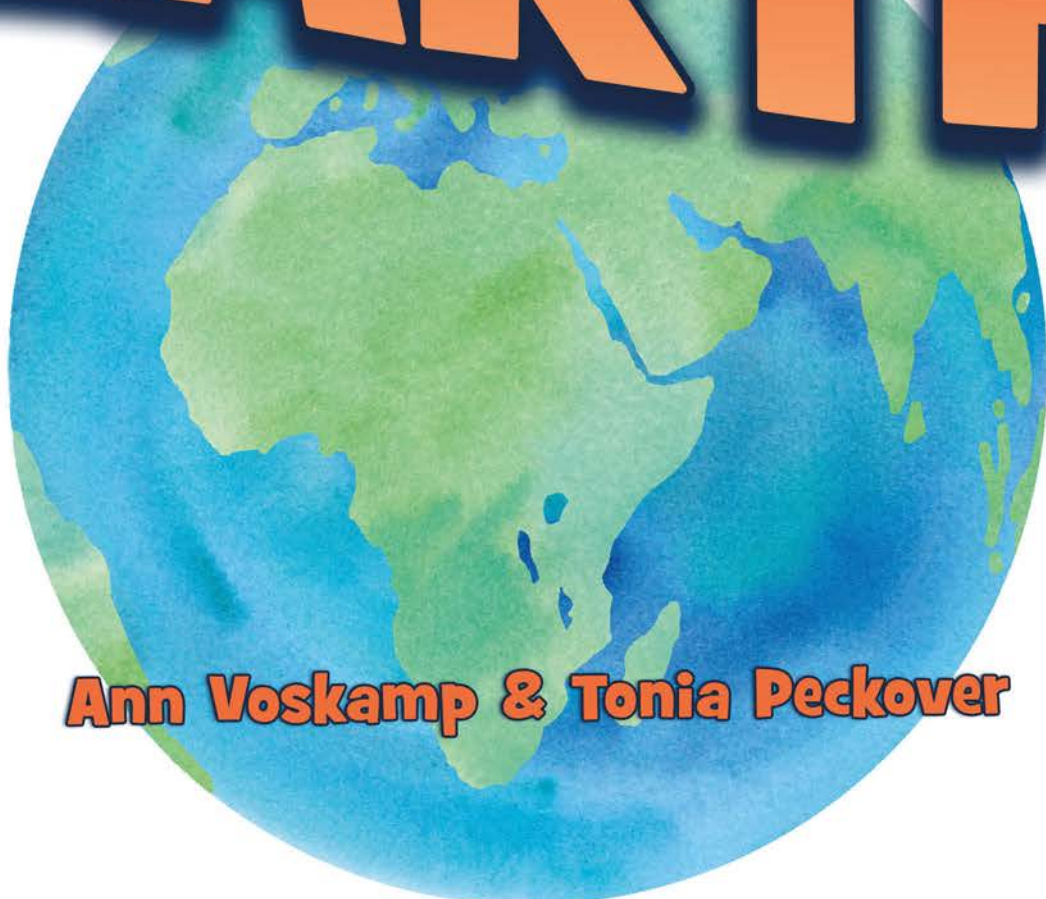


A CHILD'S
GEOGRAPHY
Volume I

EXPLORE HIS EARTH



Ann Voskamp & Tonia Peckover



Author: Ann Voskamp, Tonia Peckover

Master Books Creative Team:

Editor: Laura Welch

Design: Diana Bogardus

Cover Design: Diana Bogardus

Copy Editors:

Judy Lewis
Willow Meek

Curriculum Review:

Laura Welch
Kristen Pratt
Diana Bogardus

First Edition: 2005

Master Books® Revised Edition: April 2021

Copyright © 2005, 2021 by Ann Voskamp and Master Books®. All rights reserved. No part of this book may be used or reproduced in any manner whatsoever without written permission of the publisher, except in the case of brief quotations in articles and reviews. For information write:

Master Books®, P.O. Box 726, Green Forest, AR 72638
Master Books® is a division of the New Leaf Publishing Group, Inc.

ISBN: 978-1-68344-274-5
ISBN: 978-1-61458-748-4 (digital)

All Scripture quotations are King James, unless otherwise indicated. Public domain. No permission or acknowledgment is required.

Scripture quotations marked NASB from the (NASB®) New American Standard Bible®, Copyright © 1960, 1971, 1977, 1995, 2020 by The Lockman Foundation. Used by permission. All rights reserved. www.lockman.org

Scriptures marked NIV taken from the Holy Bible, New International Version®, NIV®. Copyright © 1973, 1978, 1984, 2011 by Biblica, Inc.™ Used by permission of Zondervan. All rights reserved worldwide.

Printed in the United States of America.

Please visit our website for other great titles: www.masterbooks.com

.....

Permission is granted for copies of reproducible pages from this text to be made for use with immediate family members living in the same household. However, no part of this book may be reproduced, copied, broadcast, stored, or shared in any form beyond this use. Permission for any other use of the material must be requested by email from the publisher at info@nlpg.com.

.....

About the Author



Ann Voskamp Ann Voskamp's the wife of a farmer, mama to 7, and the author of the four New York Times bestsellers, *The Broken Way*, *The Greatest Gift*, *Unwrapping the Greatest Gift*, and the sixty-week New York Times bestseller *One Thousand Gifts: A Dare to Live Fully Right Where You Are*, which has sold more than one million copies and has been translated into more than twenty languages.

Named by Christianity Today as one of fifty women most shaping culture and the church today, Ann's the co-founder of WeWelcomeRefugees.com, and is a passionate and vocal advocate for the marginalized and oppressed around the globe, partnering with The Justice Conference, Mercy House Global and Compassion International.

She's sharing the grace journey at: www.annvoskamp.com or [instagram/annvoskamp](https://www.instagram.com/annvoskamp).



Teacher. Set the Course! -----	5
Materials List -----	7
Schedule -----	9
Before Embarking -----	13
Chapter 1	
Auntie Em. There Is No Place Like Home -----	15
Chapter 2	
Peeling an Onion -----	27
Chapter 3	
Falling Through the Sky -----	43
Chapter 4	
Puzzle Directions -----	61
Chapter 5	
The Swirling Soup in My Father's Hands -----	89
Chapter 6	
The Woodstove Outside The Window -----	113
Chapter 7	
Getting to the Core of the Matter -----	139
Chapter 8	
Singing, Dancing & Praising God -----	155
Chapter 9	
Stresses, Faults and Explosions -----	179
Chapter 10	
God's Great Signs and Imaginary Lines (part one) -----	203
Chapter 11	
God's Great Signs and Imaginary Lines (part two) -----	227
Glossary -----	255
Copy Work -----	261
Chapter Review Time -----	273
Semester Exams -----	297
Reaching Out to His World Report -----	305
Answer Keys -----	309
Maps -----	333

Image Credits

L = left, T= top, TL = top left, B=bottom, BL = bottom left, C = center, CR = center right, CL = center left, R = right, TR = top right, BR = bottom right, BC = bottom center

All images are public domain (PD-US, and PD-Art), except for:

Getty.com: p 3, p 5, p 13, p 14, p 16 BR, p 17, p 18, p 27, p 28 (2), p 29 (2), p 30, p 31, p 33 (2), p 34 T, p 37 (2), p 40, p 41 (3), p 42, p 43, p 44, P 45 (2), p 46, p 47, p 49 (2), p 50 (2), p 51, p 52, p 55 L, p 56, p 57, p 62 B, p 63, p 65, p 66, p 67 T, BR, p 68 CL, p 71 BR, p 72, p 73 C, B, p 76, p 77 (3), p 79 (2), p 80 (2), p 81, p 82, p 83 (2), p 84, p 86, p 87, p 89, p 90 TL, p 90-91 C, p 92, p 93, p 96, p 97 (2), p 98 T, CL, p 99 (3), p 100 BR, p 101, p 102 BR, p 103, p 104 (2), p 106, p 108 (3), p 109 B, p 110, p 111 BR, p 116-117, p 188 (4), p 119, p 120, p 121 (2), p 122, p 124 B, p 125 (2), p 126, p 128, p 131 (2), p 138, p 139, p 140 (2), p 141 (2), p 142 CR, p 147 TR, p 155, p 157, p 158, p 160, p 161, p 166 B, p 170 BR, p 173 (3), p 175 (2), p 179, p 180, p 183, p 184 (2), p 185 TR, p 192 B, p 193 T, p 194, p 196, p 199 C, p 204 BR, p 206 CR, p 209 T, p 210 C, p 211 TR, B, p 213, p 215 CR, p 217 TR, p 220, p 222, p 223, p 224, p 225, p 228 TR, p 229, p 230, p 235, p 239, p 240, p 241 (2), p 244, p 247 (2), p 248, p 253, p 273, p 275, p 277, p 281, p 285, p 287, p 291, p 295, p 303, p 307, p 311, p 317, p 321, p 347, p 350-351, p 353

Shutterstock.com: p 90 BR, p 91 BR, p 107, p 142 TL, p 144, p 146. p 147 BL, p 148 TL, p 150, p 151, p 152, p 153, p 163, p 164, p 166 T, p 167, p 168, p 172, p 176, p 182 TR, p 190, p 191, p 203, p 207, p 210 B, p 212 CL, p 214, p 218 T, p 221, p 227, p 321

Science Source: p 205 T

flickr: p 242 (Metadata Deluxe)

pixabay.com: p 6, p 24, p 25 T (Hunny Taneja) ,p 25 C (Leroy Skalstad), p 60(Merry Christmas), p 102 TL (Engin-Akyurt), p 137 (Apollo22), p 212 TL (open clipart-vectors), p 226 (msjennm), p 232 (bluebudgie) p 233 (Alexander Lesnitsky), p 252 (Merry Christmas)

NASA: p 15, p 21 (2), p 22, p 38 (2), p 61, p 62 T (2), p 64, p 71 TR, P 73 TR, p 113, p 117

NOAA: p 94 (2), p 95, p 98 BR, p 193 BR

USGS: p 185 BL, p 187 T, p 197

CDC: pf 202 (flickr)

NLPG staff: p 19, p 32, p 54, p 58, p 105, p 109 BR, p 129 (2), p 130, p 135, p 136 (2), p 170 CR, p 171, p 198 (2), p 237, p 238

Map Trek: p 75, p 348-349

Wikimedia Commons: p15, p 16 TL, p 26 (3), p 34 BR, p 55 R, p 59, p 67 C, p 68 T, p 74, p 100 T, p 111 TR, p 114, p 115, p 156 (2), p 181 (2), p 182 TL, CL, p 187 CR, BR, p 188 (2), p 192 T, p 199 B, p 200 (2), p 201 (2), p 204 TL, p 205 C, p 206 T, p 209 B, p 211 TL, p 215 BL, p 219, p 228 BL, p 236, p 249, p 251, p 352

Images from Wikimedia Commons are used under the CC0 1.0, CC BY-SA 2.0 DE, CC-BY-SA-3.0 license or the GNU Free Documentation License, Version 1.3.

Teacher, Set the Course!

Course Description

This course is designed for about the 4th grade level and scheduled for 3-day weeks over a year-long interactive journey. Using a mix of geography and history, students will not only learn about the earth and its components, but also about God's hand in creation and humanity's exploration of the earth.

Course Objectives

Students completing this course will:

- 🌍 Explore the earth's atmosphere, geology, hemispheres, core, and more
- 🌍 Learn what causes seasons
- 🌍 Discover how to navigate using latitude and longitude
- 🌍 See how the study of earth always points back to God

Activities

This course contains activities to help students see some of the concepts in action.

Materials List

There is a helpful supply list for the course on page 7.

Schedule

There is a helpful schedule, included in this book. It starts on page 9 and has divided up the course into 3 days per week. As always, you can adjust the pace and content of the course per the needs of your student.

Grading

It is always the prerogative of an educator to assess student grades however he or she might deem best. The following is only a suggested guideline based on the material presented through this course. To calculate the percentage of the worksheets and tests, the educator may use the following guide. Divide total number of questions correct (example: 43) by the total number of questions possible (example: 46) to calculate the percentage out of 100 possible. $43/46 = 93$ percent correct.

The suggested grade values are noted as follows:

90 to 100 percent = A	60 to 69 percent = D
80 to 89 percent = B	0 to 59 percent = F
70 to 79 percent = C	



Chapter Reviews and Additional Materials

In the back of this book, you will find chapter reviews you can use as quizzes and two semester exams. You will also find a Scripture Copywork Collection that students can use for copywork, a glossary of terms, and answer keys.

Reaching Out Project

Throughout this course, at the end of each chapter, your student will learn about some of the missions and Christian service organizations that help others. We encourage having the student create a Reaching Out Project of his or her own and then report about what he or she has accomplished at the end of the school year. The goal is for the student to be aware of God's love in action and how we can all help others in many ways. It doesn't have to be a project that involves fundraising, but it should be a project that will take some of their time, creativity, and effort.

Materials List

Chapter 1

And This Is the Home That God Built!

- Large piece of paper
- Pencil
- Crayons or colored pencils
- Globe or atlases

Make Your Own Globe!

- Round balloon
- Lots of newspapers
- Flour
- Water
- Empty plastic container
- Spoon
- Blue and green paint
- Paint brushes
- Marker

Chapter 2

What's in the Air?

- 4 small, clear plastic disposable plates or clear plastic squares
- Small container of clear Vaseline®
- Paper towels
- Magnifying glass

Ouch! Sun Protection - What Works?

- 4 to 8 pieces of color construction paper (2 pieces for each sample you test)
- Sunscreen (more than one kind if possible)
- Paper towels

Have a Spectacular Shower!

- Ingredients for hot chocolate (optional)
- Blanket (optional)
- Camera (optional)

Chapter 3

Aurora Art

- Dark blue and black construction paper
- Colored chalk
- Scissors
- Glue

- White paint (optional)
- Stiff bristle paintbrush or old toothbrush (optional)
- Tissue or paper towel (optional)

Turn the Radio On!

- An AM radio
- A map of your region, state, or province

Make a Model of the Atmosphere!

- The narrowest glass jar or cup you can find (must be able to hold 1,000 ml or 1 qt)
- White flour
- White sugar
- Brown sugar
- Yellow cornmeal
- Measuring cup
- Small white labels or sections of masking tape

Chapter 4

A Good N-E-W-S Treasure Hunt!

- Suitable snack treat
- A yard, park, or large room

Chapter 5

- Pencil

Map Practice: Anybody Seen My Shoes?

Tugging Tides

- Shoebox lid or small box
- Tape
- String (about 2 inches)
- Push pin
- Button or quarter
- Crayons
- Earth shape (in back of book)

Make a Day of It!

- Water
- Baby oil or mineral oil
- Blue food coloring
- Large, clear plastic bottle
- Funnel
- Small sea creature toys, shells, beads, or glitter (optional)

Chapter 6

There's an App for That

- Weather forecast on TV, radio, phone app, etc.

Feeling the Pressure!

- Glass bottle
- Bowl
- Carboard or cardstock
- Ruler

The Water Dance!

- Tape
- Pens
- Scissors
- Red pen, marker, or colored pencil
- Measuring cups and spoons
- Salt - 4 Tbsp.
- Water - 2 cups
- Pot
- Stove
- Aluminum foil

Chapter 7

- Hard-boiled egg

Chapter 8

- Hard-boiled egg

Playing Plate Playdough

- Playdough (ingredients for home-made playdough below) or 2 pieces of foam rubber
- Flour - 1 cup
- Salt - 1/4 cup
- Cream of tartar - 1 tsp
- Water
- Oil
- Food coloring
- Stove
- Imitation vanilla extract - 1 tbsp
- Crayons or colored pencils
- plastic zipper bag

Chapter 9

Explosive Volcano

- Brown craft paint (optional)
- Measuring cup and spoons
- Water - 1 cup
- Flour - 2 cups
- Salt
- Styrofoam® cup
- Small medicine cup
- Plaster of Paris - 1 tbsp
- Dish soap (a few drops)
- Red food coloring
- Baking soda

Easier Volcano

- Needle or pin
- Tube of red icing/frosting or tube of toothpaste (optional)

Water Quakes

- Bathtub
- 2 bricks
- Toy boat (or something that floats)
- Wax paper (about 2 ft [60 cm] long)
- String (2 pieces, each about 1 ft [30 cm] long)
- Water

Chapter 10

- Apple
- Orange

Living on My Line

- Pencil
- Sheet of paper
- Globe or map marked with the lines of latitude

Where in the World Are You?

- Dark sky

Chapter 11



- Orange

Find Me!

- Pencil
- Atlas or globe

Zoned In!

- Scissors
- 2 paper plates
- Ruler
- Pen
- A brad
- Colored pencils



Recommended Resources

For more ocean facts and fun, check out the *The New Ocean Book* from Master Books!

For a wonderful collection of maps and outlined maps, we recommend *Map Trek*, also available through Master Books.

Schedule

Date	Day	Assignment	Due Date	✓
Week I	1	Read Before Embarking on pages 13-14.		
	2	Read Chapter 1: “Auntie Em, There Is No Place Like Home” on pages 15-18.		
	3	Complete Adventure Challenge 1 on pages 19-20.		
Week 2	1	Continue to read Chapter 1 pages 21-22.		
	2	Complete Adventure Challenge 2 on pages 23-24.		
	3	Read Reaching Out to His World on pages 25-26.		
Week 3	1	Complete Chapter 1 Review on pages 275-276.		
	2	Read Chapter 2: “Peeling an Onion” on pages 27-30.		
	3	Complete Adventure Challenge 3 on pages 31-32.		
Week 4	1	Continue to read Chapter 2 on pages 33-34.		
	2	Complete Adventure Challenge 4 on pages 35-36.		
	3	Continue to read Chapter 2 on pages 37-38.		
Week 5	1	Complete Adventure Challenge 5 on pages 39-40.		
	2	Read Reaching Out to His World on pages 41-42.		
	3	Complete Chapter 2 Review on pages 277-278.		
Week 6	1	Read Chapter 3: “Falling Through The Sky” on pages 43-46.		
	2	Complete Adventure Challenge 6 on pages 47-48.		
	3	Continue to read Chapter 3 on pages 49-52.		
Week 7	1	Complete Adventure Challenge 7 on pages 53- 54.		
	2	Continue reading Chapter 3 on pages 55-56.		
	3	Complete Adventure Challenge 8 on pages 57-58.		
Week 8	1	Read Reaching Out to His World and Sing It Out! on pages 59-60.		
	2	Complete Chapter 3 Review on pages 279-280.		
	3	Read Chapter 4: “Puzzle Directions” on pages 61-64.		
Week 9	1	Complete Adventure Challenge 9 on pages 65-66.		
	2	Continue to read Chapter 4 on pages 67-68.		
	3	Complete Adventure Challenge 10 on pages 69-70.		
Week 10	1	Continue reading Chapter 4 on pages 71-72.		
	2	Continue reading Chapter 4 on pages 73-74.		
	3	Complete Adventure Challenge 11 on pages 75-78.		
Week 11	1	Continue to read Chapter 4 on pages 79-80.		
	2	Complete Adventure Challenge 12 on pages 81-82.		
	3	Continue to read Chapter 4 on pages 83-84.		

Date	Day	Assignment	Due Date	✓
Week 12	1	Complete Adventure Challenge 13 on pages 85-86.		
	2	Continue to read Chapter 4 on pages 87-88.		
	3	Complete Chapter 4 Review on pages 281-282.		
Week 13	1	Read Chapter 5: “The Swirling Soup in My Father’s Hands” on pages 89-92.		
	2	Complete Adventure Challenge 14 on pages 93-94.		
	3	Continue reading Chapter 5 on pages 95-98.		
Week 14	1	Continue reading Chapter 5 on pages 99-100.		
	2	Complete Adventure Challenge 15 on pages 101-104.		
	3	Complete Adventure Challenge 16 on pages 105-106. (Cutout on page 311.)		
Week 15	1	Continue to read Chapter 5 on pages 107-108.		
	2	Complete Adventure Challenge 17 on pages 109-110.		
	3	Read Reaching Out to His World and Sing It Out! on pages 111-112.		
Week 16	1	Complete Chapter 5 Review on pages 283-284.		
	2	Read Chapter 6: “The Woodstove Outside the Window” on pages 113-118.		
	3	Complete Adventure Challenge 18 on pages 119-120.		
Week 17	1	Read Chapter 6 on pages 121-122.		
	2	Complete Adventure Challenge 19 on pages 123-124.		
	3	Continue to read Chapter 6 on pages 125-126.		
Week 18	1	Complete Adventure Challenge 20 on pages 127-130.		
	2	Continue to read Chapter 6 on pages 131-132.		
	3	Complete Adventure Challenge 21 on pages 133-136.		
Week 19	1	Read Reaching Out to His World and Sing It Out! on pages 137-138.		
	2	Complete Chapter 6 Review on pages 285-286.		
	3	Study Chapter 1-6 Reviews; Reaching Out Project Update (optional)		
Week 20	1	Complete Semester Exam 1 on pages 297-299.		
	2	Read Chapter 7: “Getting to the Core of the Matter” on pages 139-142.		
	3	Complete Adventure Challenge 22 on pages 143-146.		
Week 21	1	Continue to read Chapter 7 on pages 147-148.		
	2	Complete Adventure Challenge 23 on pages 149-150.		
	3	Continue to read Chapter 7 on pages 151-152.		
Week 22	1	Read Reaching Out to His World and Sing It Out! on pages 153-154.		
	2	Complete Chapter 7 Review on pages 287-288.		
	3	Read Chapter 8: “Singing, Dancing, and Praising God” on pages 155-158.		

Date	Day	Assignment	Due Date	✓
Week 23	1	Complete Adventure Challenge 24 on pages 159-162.		
	2	Continue reading Chapter 8 on pages 163-164.		
	3	Complete Adventure Challenge 25 on pages 165-166.		
Week 24	1	Continue reading Chapter 8 on pages 167-168.		
	2	Complete Adventure Challenge 26 on pages 169-170.		
	3	Continue reading Chapter 8 on pages 171-174.		
Week 25	1	Continue reading Chapter 8 on pages 175-177.		
	2	Complete Chapter 8 Review on pages 289-290.		
	3	Read Chapter 9: "Stresses, Faults, and Explosions" on pages 179-182.		
Week 26	1	Complete Adventure Challenge 27 on pages 183-184.		
	2	Continue reading Chapter 9 on pages 185-188.		
	3	Complete Adventure Challenge 28 on pages 189-190.		
Week 27	1	Continue reading Chapter 9 on pages 191-194.		
	2	Complete Adventure Challenge 29 on pages 195-198.		
	3	Continue reading Chapter 9 on pages 199-200.		
Week 28	1	Read Reaching Out to His World on pages 201-202.		
	2	Complete Chapter 9 Review on pages 291-292.		
	3	Read Chapter 10: "God's Great Signs and Imaginary Lines (part 1)" on pages 203-206.		
Week 29	1	Complete Adventure Challenge 30 on pages 207- 208.		
	2	Continue reading Chapter 10 on pages 209-212.		
	3	Complete Adventure Challenge 31 on pages 213-216.		
Week 30	1	Continue reading Chapter 10 on pages 217-220.		
	2	Complete Adventure Challenge 32 on pages 221-224.		
	3	Read Reaching Out to His World and Sing It Out! on pages 225-226.		
Week 31	1	Complete Chapter 10 Review on pages 293-294.		
	2	Read Chapter 11: "God's Great Signs and Imaginary Lines (part 2)" on pages 227-230.		
	3	Complete Adventure Challenge 33 on pages 231-232.		
Week 32	1	Continue reading Chapter 11 on pages 233-234.		
	2	Complete Adventure Challenge 34 on pages 235-236.		
	3	Complete Adventure Challenge 35 on pages 237-238.		
Week 33	1	Continue reading Chapter 11 on pages 239-240.		
	2	Continue reading Chapter 11 on pages 241-242.		
	3	Complete Adventure Challenge 36 on pages 243-246.		
Week 34	1	Continue reading Chapter 11 on pages 247-248.		
	2	Complete Adventure Challenge 37 on pages 249-250.		
	3	Read Reaching Out to His World on pages 251-252.		

Date	Day	Assignment	Due Date	✓
Week 35	1	Complete Chapter 11 Review on pages 295-296.		
	2	Read Bags are Packed Again and Reaching Out to His World on pages 253-254		
	3	Study Chapter 7-11 Reviews; Oral Report on results of service project (optional)		
Week 36	1	Complete Semester Exam 2 on pages 301-303.		
	2	Complete Reaching Out to His World Project pages 305-306.		
	3	Present Reaching Out to His World Paper to friends or family.		

Other books in this series:

Explore the Holy Land

Explore the Classical World

Explore the Medieval Kingdoms

Explore Viking Realms

Before Embarking

by Ann Voskamp



I love books.

When I was a kid I wanted to be a librarian because I thought librarians spent their days reading all those books on their shelves. When I found out they didn't, I wanted to be a teacher so I could read all those books. Thus, when the Lord blessed us with our own little circle of children, what better way to spend my days than with the kids and good books?

Old books are like good friends. Seton and Burgess and Holling...and Hillyer. Lots of Hillyer. We would trek out with Hillyer through his book, *A Child's Geography of the World*, exploring God's world from the couch. We appreciated how Hillyer spoke directly to us, how we developed a relationship with the author himself, how he romped through the world, teaching us along the way. But we always had questions. Was it still that way in that country today? How had those cities, those people changed? We wanted to know what the world was like now. And we wanted to see His Hand in it all — for the earth and everything in it is His.

Thus this project, *A Child's Geography, Volume I: Explore His Earth*, is about getting to know what is under our feet, over our heads, and in the world around us — the atmosphere, the hydrosphere, the lithosphere — and then how to get around this world — maps, latitude and longitude. All the while, seeing God everywhere.

These pages are, in some ways, really like exploring and scouting out various routes before a grand trip! While surveying the grand scheme of things, the sciences of His earth, our appetite is whetted for the real march out, the countries of this earth. The anticipation builds as we learn about the workings and the ways of His earth. Then, when we have our bearings, we keenly set out to explore earth's countries. (We look forward to beginning our trip around His globe at the beginning, with Him — in the Holy Land — and then trek through the countries of our world today, following the same path of our chronological study of history and times past.)

I've gathered our children around, and we are thinking it looks like a perfect day to go scouting. Care to join us on a glorious geographical adventure?

Memory Joggers

At the end of the readings, you will tell your teacher what you learned in that section. The questions will help guide you through the topics. They will also be part of each chapter review. Answers can be found in the Answer Key.

🎵 sing it out!

The *Sing It Out!* sections are fun hymns that you can sing with your teacher. I encourage you to look up the hymn with your teacher and learn it if you are not familiar with it.

Pause for Prayer

These sections give you a moment to pray about and thank God for specific things related to the chapter.

Reaching Out to His World

This short section at the end of each chapter shows you different situations in which God's people are suffering or hurting and what you can do to help. I encourage you to pray for these people and reach out to help in any way you can. Suggestions are given for outreach opportunities and can be done with the help of a teacher or with your family. This course is a wonderful opportunity to create a simple Reaching Out Project. As you see how people are helping to spread God's love to others, I hope you will be inspired to create a project to help someone you know or people in your church or community. Or perhaps support an effort your church or family is already involved in. Talk to your teacher about a project you would like to do. Be sure to keep notes on your experiences so you can give a report at the end of the school year.

Geography

Islands and peninsulas,
continents and capes,
Dromedaries, cassowaries,
elephants and apes,
Rivers, lakes and waterfalls,
whirlpools and the sea,
Valley-beds and mountain-tops
— are all Geography!

—Eleanor Farjeon